


FAST MOVING TECHNOLOGY

STÄUBLI

Quick-couplings HPR

High pressure | Motorsports





Discover Stäubli solutions for motorsport applications at:
www.staubli-motorsport.com

SPEED, SECURITY AND COMPACTNESS



The Stäubli solution; designed for the most demanding applications

High security locking

HPR couplings offer outstanding connection security and performance.

Single action locking

When required, the single action version offers a remote connection from the pit side.

Double action locking

The double action version when required offers a secure, vibration resistant connection on the car.

Two actions are necessary to disconnect:

- 1 rotate the collar to align the notch and the pin.
- 2 pull the collar to engage the pin and release the locking mechanism.



Improve your competitiveness

Accommodates high flow rates:

- Combining compactness and light-weight design
- Secure in all positions

Compactness and performance that is up to the challenge

With a smooth internal flow path unrestricted by a seal, the HPR coupling offers a maximum fluid speed of 30 m/s, through a minimal bore size (nominal diameter - 2mm or 4mm)

Non-drip, clean break

Flat face technology ensures a leak free connection and disconnection:

- No pollution enters your circuits
- No fluid leakage on disconnection

Applications

Hydraulic circuits featuring high pressure, vibration, and high frequency pulsations



The opportunity to spend less and contribute to a sustainable development programme

With Stäubli, you can rely on:

- the performance of your equipment
- reliability of long-term investments

TECHNICAL SPECIFICATIONS

	HPR 02	HPR 04
Nominal diameter DN (mm)	02	04
Maximum allowable pressure PS (bar)	350	250
Fluid speed (m/s)	30	30

Construction

Body of plug:

- Hardened stainless steel

Back adaptor:

- Titanium

Body of socket:

- Titanium

Seals:

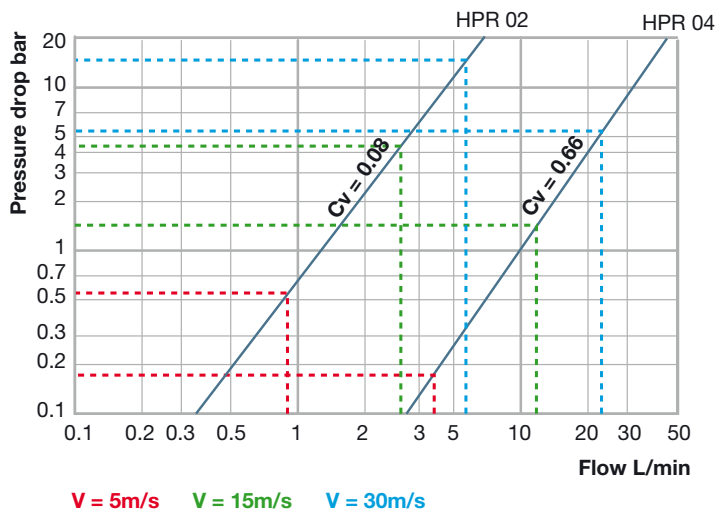
- Perfluoroelastomer (JK) for hydraulic circuits and brake lines (HPR 02)
- Fluorocarbon (JV) for hydraulic circuits (HPR 04)



US PATENT 7.766.393

and other countries

Hydraulic charts flow rate / pressure drop



Test conditions


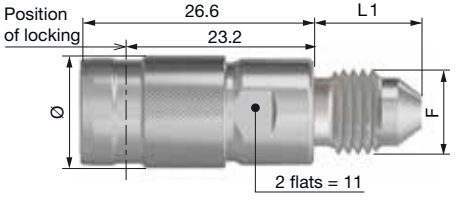
- Fluid: water
- Density: 0.998 g/cc
- Viscosity: 1.08 cSt
- Flow direction: socket to plug
- HPR 02 dash 02
- HPR 04 dash 04

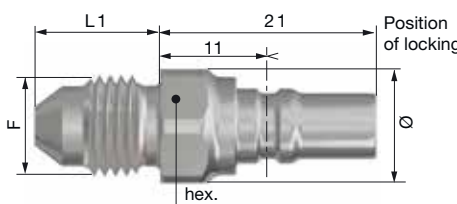
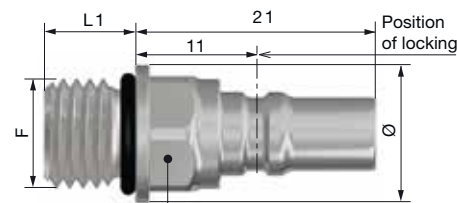
HPR 04
Actual size



PART NUMBERS


HPR 02

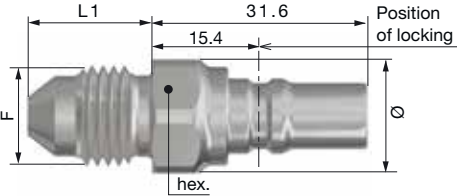
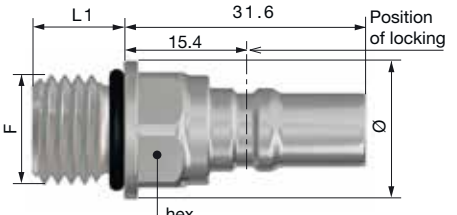
Socket	Thread F	L1 (mm)	Ø (mm)	Hex. (mm)	Weight (g)	Part numbers
Socket UNF male thread with double action locking 	Dash 02 UNF 5/16 24" JIC	11.5	12.9	-	10.3	HPR 02.1651/TI/VS/JK
	Dash 03 UNF 3/8 24" JIC	12.2	12.9	-	11.2	HPR 02.1652/TI/VS/JK
Socket UNF male thread 	Dash 02 UNF 5/16 24" JIC	11.5	12.7	-	10.7	HPR 02.1651/TI/JK
	Dash 03 UNF 3/8 24" JIC	12.2	12.7	-	11.6	HPR 02.1652/TI/JK

Plugs	Thread F	L1 (mm)	Ø (mm)	Hex. (mm)	Weight (g)	Part numbers
Plug UNF male thread, JIC profile 	Dash 02 UNF 5/16 24" JIC	11.5	11	10	6.0	HPR 02.7651/TI/JK
	Dash 03 UNF 3/8 24" JIC	12.2	12	11	7.1	HPR 02.7652/TI/JK
Plug UNF male thread 	UNF 5/16 24"	7.5	11	10	5.7	HPR 02.7408/UN/TI/JK
	UNF 3/8 24"	8	12	10	6.6	HPR 02.7409/UN/TI/JK

PART NUMBERS

HPR 04

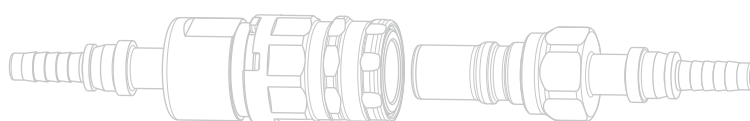
Socket	Thread F	L1 (mm)	Ø (mm)	Hex. (mm)	Weight (g)	Part numbers
Socket UNF male thread with double action locking 	Dash 03 UNF 3/8 24" JIC	12.2	20.4	-	33.0	HPR 04.1652/TI/VS/JV
	Dash 04 UNF 7/16 20" JIC	14	20.4	-	34.0	HPR 04.1653/TI/VS/JV

Plugs	Thread F	L1 (mm)	Ø (mm)	Hex. (mm)	Weight (g)	Part numbers
Plug UNF male thread, JIC profile 	Dash 03 UNF 3/8 24" JIC	12.2	16.5	15	16.9	HPR 04.7652/TI/JV
	Dash 04 UNF 7/16 20" JIC	14	16.5	15	17.9	HPR 04.7653/TI/JV
Plug UNF male thread 	UNF 3/8 24"	7.5	16.5	15	16.2	HPR 04.7409/UN/TI/JV
	UNF 7/16 20"	9	16.5	15	17.3	HPR 04.7411/UN/TI/JV

PART NUMBERS

HPR 02 & HPR 04

Special end-fittings, available on request





■ Stäubli Units ○ Agents

Global presence of the Stäubli Group

www.staubli.com