

MPS 130/260

Robotic tool changing systems


Productivity for all industrial sectors | Payload up to 350 kg




Table of contents


System structure	4	Payload overview	19
Tool stand technology	5	MPS 130	
		MPS 130 COMPLETE	20
Quick change technology	6	MPS 130 MODULAR	26
		MPS 130 accessories	32
MPS solution competence	8	MPS 130 tool stand	34
Unique multifunctionality	8		
Needs-oriented modularity	9	MPS 260	
Powerful and completely backlash-free locking	10	MPS 260 COMPLETE	42
Trouble-free connections	11	MPS 260 MODULAR	50
One system for all robots	12	MPS 260 accessories	56
Certified safety technology	13	MPS 260 tool stand	58
Easy maintenance for maximum productivity	14		
Precision for millions of docking cycles	15	MPS 130/260 transfer modules	66
Stäubli's global competence and local presence	16	Fluids and pneumatics	68
100 % Stäubli performance	17	Pneumatics	69
From robot performance data to system selection	18	Pneumatics and vacuum	70
		Shielding and earth connection	72
		Welding power transmission	73
		Signal and servo power transmission	74
		Active Docking safety modules	82
		MPS CUSTOMIZED	84


R **Base unit
robot side**

 **Process safety**
Maximum process safety for
equipment and personnel

 **Economic efficiency**
for cost-effective and sustainable
production processes

T **Base unit
tool side**

 **Flexibility**
for maximum function diversity in
robotic manufacturing processes

 **Productivity**
for innovative and quality-
optimised production processes

THREE SOLUTIONS

Our systems are just as flexible as your processes

Stäubli robotic tool changing systems are designed according to a modular product concept that guarantees variable multi-functionality and optimum integration into all industrial robot manufacturing processes.

Payload-specific base units on the robot and tool side are the basis for the three Stäubli tool changing system solutions.

MPS COMPLETE

Ready-to-use application solutions

Our preconfigured complete solutions provide you with ready-to-use robotic tool changing systems:

- The transfer modules are selected on the basis of the most frequently configured robotic tool changing systems.
- The products in this range can be delivered with very short lead times.
- Additional transfer modules can be added at any time.
- Internationally standardised interfaces ensure the simple connection of the robot dress packs.

MPS MODULAR

Individually configurable solutions

Our individually configurable solutions offer you the full benefits of our modular system by allowing you to configure a robotic tool changer to your specific application:

- You make your selection from our large portfolio of transfer modules and we deliver the fully assembled tool changer to you.
- A simple configuration tool guides you through the entire ordering process.
- The transfer modules can be positioned for easy connection of the dress pack.
- You can reposition the transfer modules and adapt them to new production technologies if required.

MPS CUSTOMIZED


Customized designs

We produce customized tool changing systems for complex applications requiring special base units or extra equipment:

- The basic units on the robot and tool side, as well as the transfer and safety modules, are adapted to the applications.
- You get a system that is perfectly tailored to all your performance data, material quality and connection requirements.
- Individual tool stands enable the optimum integration of the system into your robot line.

SYSTEM STRUCTURE

A flexible concept for every robot



Robot
Mounting on the flange suitable for all makes of robot

Robot adapter flange*

R **Base unit**
robot side

Sensors

Robot side transfer modules

Mounting kit
robot side

Tool side docking hook

T **Base unit**
tool side

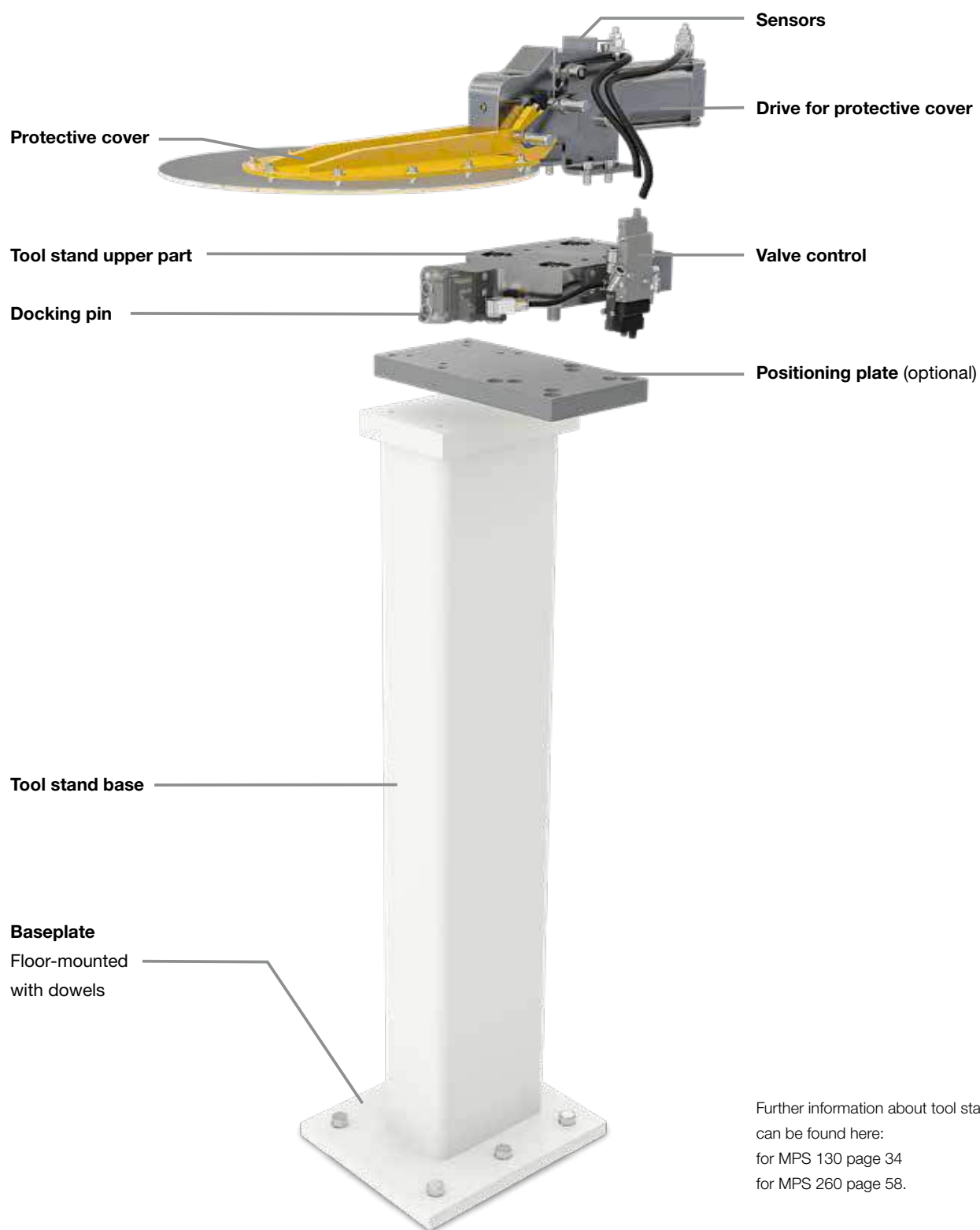
Tool side transfer modules

Tool
Signal, media and power supply of the tool through transmission modules

* Including mounting materials.

TOOL STAND TECHNOLOGY

Optimal system integration for maximum efficiency

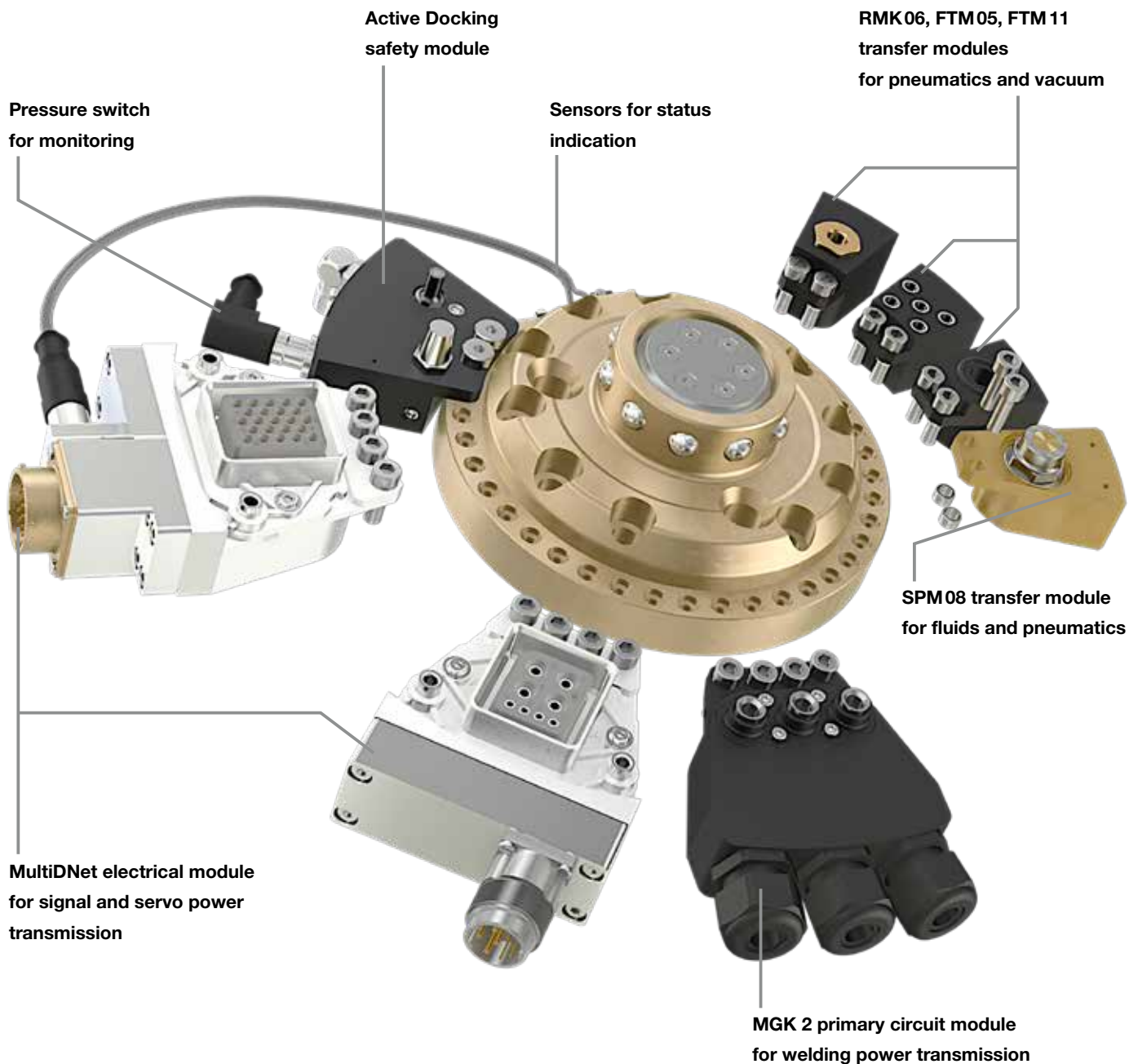


Further information about tool stand technology can be found here:
 for MPS 130 page 34
 for MPS 260 page 58.

QUICK CHANGE TECHNOLOGY

Tool changing system – robot and tool side

R Base unit
robot side



T Base unit
tool side

RMK06, FTM05, FTM 11
transfer modules
for pneumatics and vacuum

Docking hook

Active Docking
safety module


SPM08 transfer module
for fluids and pneumatics



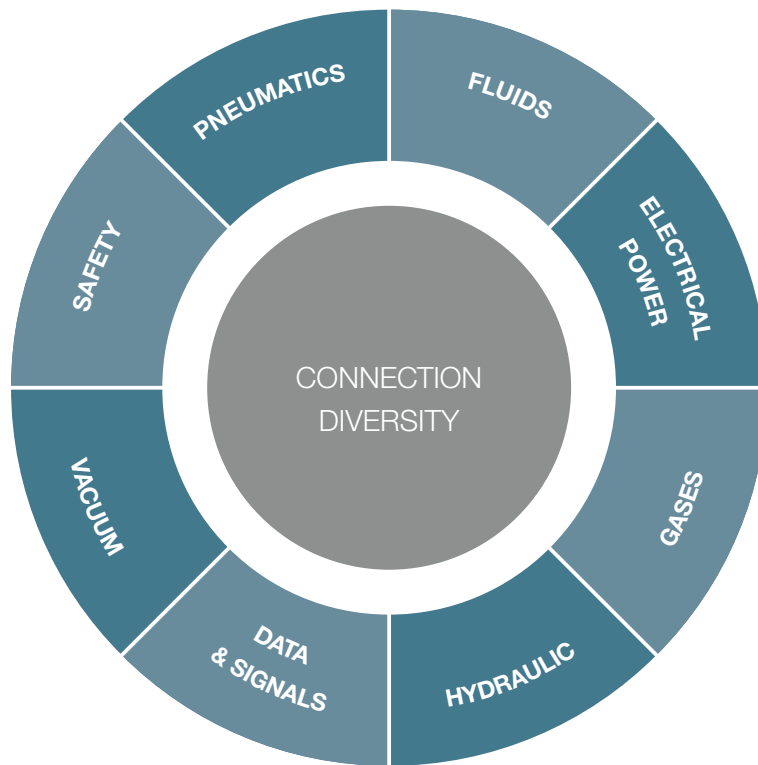
MGK 2 primary circuit module
for welding power transmission



MultiDNet electrical module
for signal and servo power
transmission

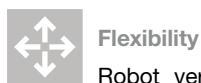


Multi-functionality – for diverse technology



Stäubli MPS systems can be equipped with a wide range of transfer modules for different applications. This multi-functional design maximises production efficiency covering the entire spectrum of industrial robot applications. The Stäubli MPS systems incorporate more than 60 years of expertise in coupling technology for electrical and fluid media exploiting the full potential of robotic production technology.

The basic units on the robot and tool side are circular in design maximising flexibility when equipping the tool changer system with a variety of transfer modules.



Flexibility

Robot versatility is guaranteed because of the diverse modules. Energy and data transfer can be added to the robotic tool changing systems at any time. As a pioneer in coupling technology with decades of experience, Stäubli can also design individual coupling and connection solutions for specific requirements.



Productivity

Stäubli robotic tool changers provide flexible technology and productivity in a wide range of applications: from simple handling applications to various welding methods, punch riveting, screwing, gluing and material transfer.

Modularity orientated to need

The MPS systems are based on a modular concept that provides the ideal platform for a flexible and versatile system. For all robotic applications there are suitable transfer modules available – developed by Stäubli and easily integrated into the changers.

On the robot side, the tool changers are already equipped with the maximum configuration of transfer modules for the robot's applications. The tool side is only equipped with the transfer modules that are required for the respective tool.



Flexibility

The modular design makes it possible to adapt the system at any time. This allows you to make unlimited changes to your robot manufacturing processes. The robotic tool changer's function can be adapted to changing requirements and new technologies.



Economic efficiency

The MPS tool side base unit is only populated with the transfer modules that are necessary for the respective tool, reducing the investment to a minimum.

Gripping/ welding





Gripping



Welding



Powerful base unit – completely backlash-free locking



**Powerful and precise locking for
safe and error-free processes**

Stäubli tool changing systems ensure a friction-locked and absolutely backlash-free connection between the robot and the tool. The intelligent design of the robotic tool changer ensures precision and a long service life.

The robot and tool side are pre-aligned and brought together via three guide columns. The conical locking surfaces ensure high-precision and backlash-free locking. A large volume of high-strength locking balls maintain the friction lock between robot and tool.



Process safety

You benefit from the precise repeatability of the changer system (± 0.01 mm). Even following a high number of change cycles, the tools are brought to their exact operating position, and placed precisely on the tool stand. Designed for horizontal or vertical use, the tool stand, with optional tool support, is an integral part of the system.



Economic efficiency

Backlash-free locking means that even extremely bulky tools can be precisely positioned as defined by the manufacturing process, guaranteeing consistent product quality.



Productivity

The lock is designed for an extremely high number of change cycles. This guarantees permanent precision and maximises production output.

Smart details – for perfect connections



Coupling technology that guarantees maximum power transmission

As the global market leader in high-quality coupling technology, Stäubli has been developing and designing connection solutions for media, data and energy transmission for decades. In industrial applications these solutions have proven to be reliable over time with low levels of wear and tear, even when operated under tough conditions.

Stäubli designs durable and robust transfer modules for robotic tool changing systems reaching the highest quality levels. As a result of their highly efficient and intelligent design concepts, both the media couplings and the electrical

plug connections guarantee 100% power transmission. MULTILAM technology minimises contact resistance and maximises contact integrity in electrical signal transmission – even with high current.

The sophisticated valve technology of the liquid and gas transfer modules ensures high flow rates and prevents contamination on the production line due to leakage.



Process safety

Constant and maximum media and energy transfer is guaranteed for the long term.




Economic efficiency

The Stäubli transfer modules are designed for an extremely high number of mating cycles and therefore have a very long service life.


One system for all robots

Stäubli's competence in all aspects of robotic tool changing systems draws on its decades of experience as a robot and coupling manufacturer. Based on its in-depth technical know-how of the industrial requirements of robotic production lines, it has developed versatile tool changer solutions that are suitable for robots supplied from any manufacturer.

The MPS systems developed by Stäubli can be installed on any robotic arm anywhere in the world, whatever its type, make or year of production. The changer mounting flanges are based on ISO-standard drilling patterns, but can easily be adapted to other robot flange patterns. The height of the tool changing system in the coupled state is restricted to the minimum so that its full load bearing capacity can be exploited.



Certified safety technology for people and facilities



Personnel and plant safety is essential in automated processes. Manufacturers and operators of robots and robotic devices have to ensure compliance with the ISO 10218-2 standard. Stäubli robotic tool changers satisfy the demanding requirements of “Performance Level d, Category 3”. The safety concept for the Stäubli MPS systems provides reliable protection for operators and safeguards process quality.

This MPS system safety level can either be achieved by electromechanical transponder technology or with the Active Docking System developed by Stäubli.

Both are integral aspects of the product concept. The **transponder option** consists of a safety switch in combination with the Stäubli ISB 200 logic module acting as a bus system-independent safety circuit.

The **Active Docking System** is a proprietary development by Stäubli. The compressed air supply for the decoupling process is provided as an individual circuit that is only available in the tool stand. This means that the tool can only be unlocked at the tool stand. Once the robot has picked up a tool it cannot be accidentally unlocked because there is no connection to the compressed air supply.



Process safety

Maximum safety of robot systems operators and automated tool change processes are guaranteed.

Easy maintenance for maximum productivity



One of the most impressive features of Stäubli MPS systems is that they facilitate the fast replacement of any wearing parts with the shortest possible interruption of the robot workflow. Stäubli's extensive experience in the development and manufacture of coupling and connecting elements is reflected in the robotic tool changers' service-friendly technologies for simple maintenance.

All transfer modules and connectors can be replaced directly on the MPS system without any need to disassemble the robotic tool changer or disconnect cables and hoses. Complete modules can be quickly replaced on both the robot and the tool side, and any worn parts in the modules can also be replaced thanks to the cartridge system (Quick Change Inserts). The cartridges are simply removed from the coupling and connector sleeves and replaced with new ones.



Economic efficiency


The long life of Stäubli components maximises intervals between services.



Productivity

The service-friendly design ensures fast maintenance and minimised downtimes.

Constant precision for millions of docking cycles



All the transfer modules and electrical connectors that are integrated into the various modules have “Floating Contact Technology” developed by Stäubli. It reduces wear to a minimum and ensures precise and reliable connections.

The plugs and sockets in the couplings and the pins in the electrical connectors are self-aligned during the connection process, resulting in no damage to the couplings or electrical connectors throughout the mating cycle.



Process safety

The guide columns with high-precision locking surfaces ensure a wear-free coupling process, even after millions of repetitions. This guarantees long term high productivity.



Economic efficiency

The long life of the couplings and connectors reduces maintenance – meaning less downtime and costs for repairs and replacement parts.

Stäubli's global competence and local presence



Stäubli has subsidiaries at major industrial hubs around the world. Their experienced engineers have detailed, product-specific know-how and application expertise to provide the highest quality of advice to customers and to guarantee fast response times worldwide.

Robotic tool changers are variable systems that have to be efficiently integrated into production processes, therefore advice to customers on the correct basic and special configurations, adaptations and optimisations is essential. Our global warehousing concept ensures that components and spare parts are quickly delivered to customers around the world.



Flexibility

Users receive solutions that comply with all country-specific guidelines and standards. The robotic tool changing systems are adapted to national industrial norms, such as thread standards or information retrieval technologies in sensor systems. Thanks to our global network customers can easily implement multi-national production concepts.



Productivity

Wherever in the world, users receive specialist advice on applications. This guarantees the best possible implementation of the tool changing processes on robot lines at any production site. Customers have access to our global

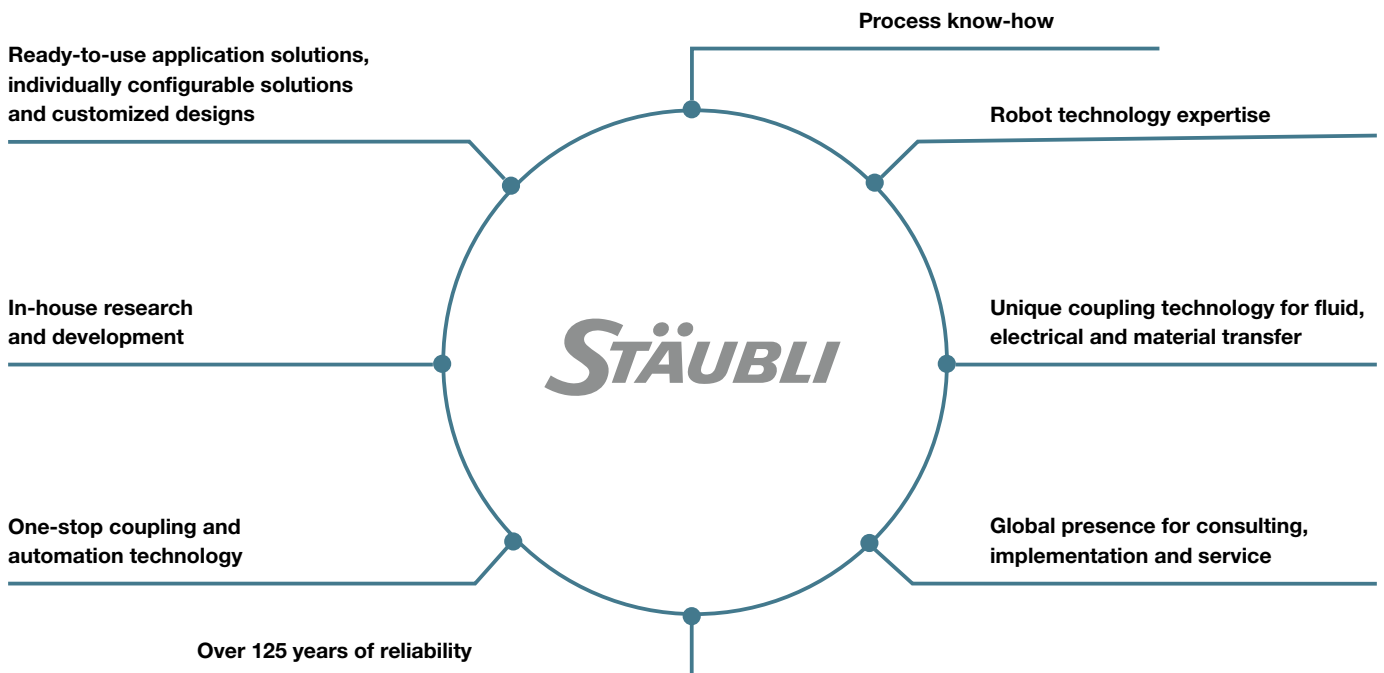
know-how so that you can maximise the productivity of new plants and achieve optimum results in retrofit and maintenance situations.



Economic efficiency

Single point of contact: we designate one customer consultant to you for the entire duration of your project. This makes the cooperation more efficient and reduces the complexity of project coordination and implementation. Customers also benefit from our consulting expertise directly at your premises when you implement tool changing systems.

100 % Stäubli performance



All the components of the Stäubli MPS systems come from a single source and are perfectly harmonised. Stäubli performance is 100% based on a combination of products, expertise and know-how.

All individual components – from base unit to transfer module – are developed and manufactured by Stäubli. As your single contact we are responsible for the entire MPS system. Our customers can count on us supporting them with our expertise and experience.



Process safety

You have the assurance of integrating well-engineered and comprehensively tested robotic tool changers into your production line. All systems and components are designed and manufactured by Stäubli to the highest industrial standards, supporting you with our process analysis and optimisation know-how.



Flexibility

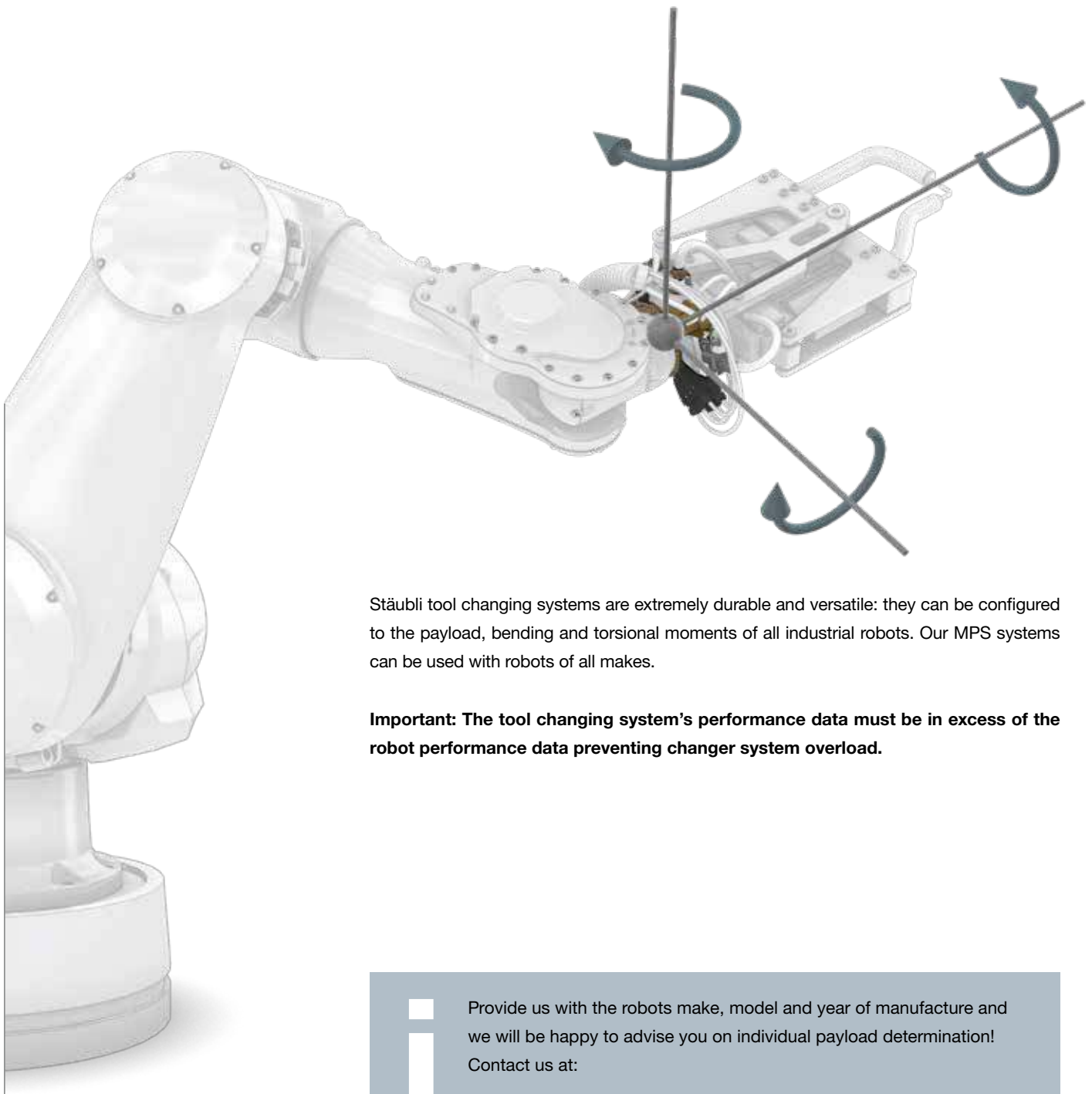
Stäubli's robotic tool changing systems are designed for application-specific module and component configuration. The product concept makes complete ready-to-use systems (MPS - COMPLETE), individually configurable systems (MPS - MODULAR) and customized designs (MPS - CUSTOMIZED) possible.



Economic efficiency

With over 60 years of experience as a global manufacturer in coupling technology for media and power connections, Stäubli delivers unprecedented performance and longevity. Component compatibility is guaranteed – ensuring risk free investment.

From robot performance data to system selection



Stäubli tool changing systems are extremely durable and versatile: they can be configured to the payload, bending and torsional moments of all industrial robots. Our MPS systems can be used with robots of all makes.

Important: The tool changing system's performance data must be in excess of the robot performance data preventing changer system overload.



Provide us with the robots make, model and year of manufacture and we will be happy to advise you on individual payload determination!
Contact us at:

www.staubli.com

PAYLOAD OVERVIEW



	MPS 130	MPS 260
max. bending moment (static)	900 Nm	2000 Nm
max. torsional moment (static)	800 Nm	2000 Nm
max. bending moment (dynamic)	3150 Nm	7000 Nm
max. torsional moment (dynamic)	2800 Nm	7000 Nm
max. payload	100 kg	350 kg
max. repulsion force	16 kN	25 kN
max. connection force	16 kN	25 kN
max. lateral force	10 kN	18 kN
max. permissible acceleration	50 m/s ²	50 m/s ²
Pitch circle diameter (PCD) robot adapter flange	ISO 9409-1-100-6-M8	ISO 9409-1-125-11-M10
Height (coupled)	67 mm	67 mm
Weight - robot side	1.8 kg	3.8 kg
Weight - tool side	1.1 kg (included adapter)	2.2 kg (included adapter)
Compressed air connection	Push-lock hose-Ø 6 mm	Push-lock hose-Ø 6 mm
Pneumatic ball locking	0.45 - 0.8 MPa 0.8 NI/cycle at 0.6 MPa	0.5 - 1.0 MPa 1 NI/cycle at 0.6 MPa
Repeatability at same base unit	+/- 0.01 mm	+/- 0.01 mm
Repeatability at different base unit	+/- 0.025 mm	+/- 0.025 mm
Query	locked/unlocked/coupled	locked/unlocked/coupled
Emergency release	yes	yes
Safety in case of drive medium failure	yes, by compression spring	yes, by compression spring



Check out our comprehensive MPS range.
Contact us for other **payloads** and **special designs**.

www.staubli.com

MPS 130 COMPLETE

MPS 130/1

For handling and gripping applications

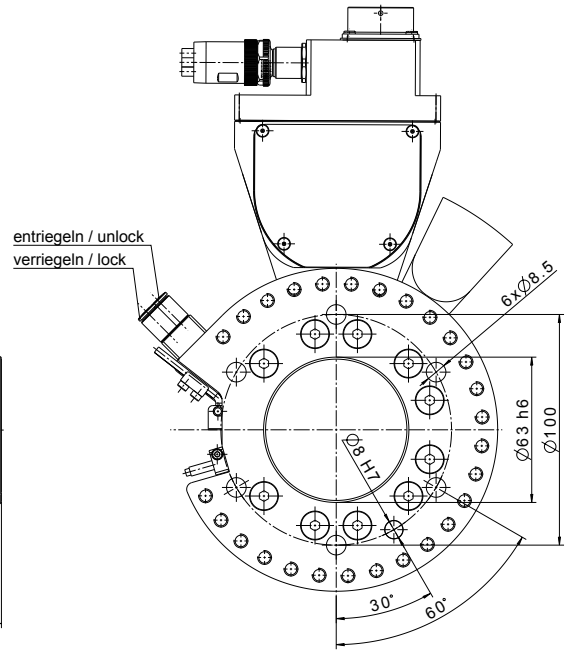
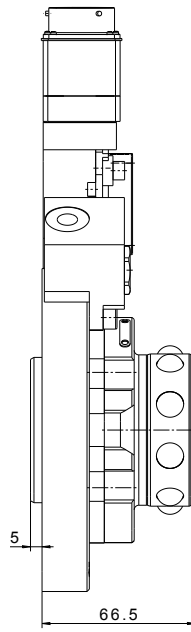
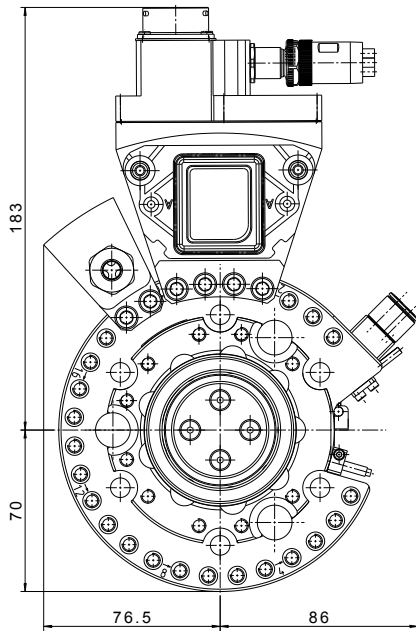


Application	Sensors	Connection transfer modules*		Order no.
		Pneumatic	Signal	
Gripping/handling	R PNP	1x G 1/8	KPTC2E18-32P	MPS130RC-0000-0000-0000-00WB-ECAB
Gripping/handling	R NPN			MPS130RG-0000-0000-0000-00WB-ECAB
Gripping/handling	T –		KPTC2E18-32S	MPS130TA-0000-0000-0000-00WB-ECAB

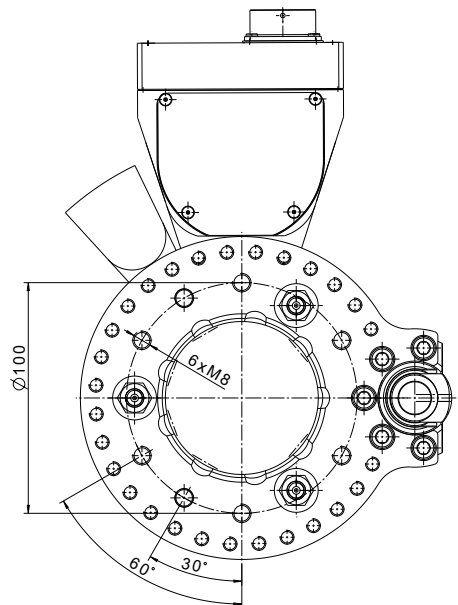
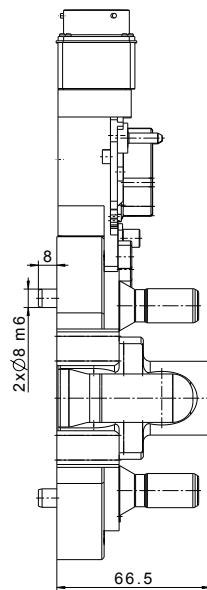
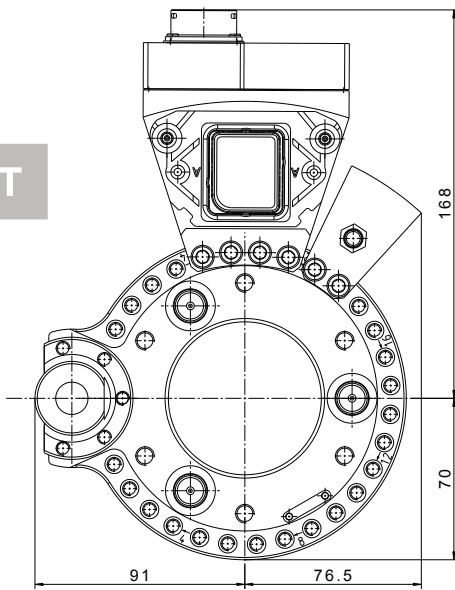
* Technical data for all transfer modules can be found from page 66 onwards.

Transfer modules with alternative thread and plug connections can be customized using our simple **configuration system** (see page 26).

R



T



MPS 130 COMPLETE


MPS 130/2

For handling, gripping and vacuum applications

R



T

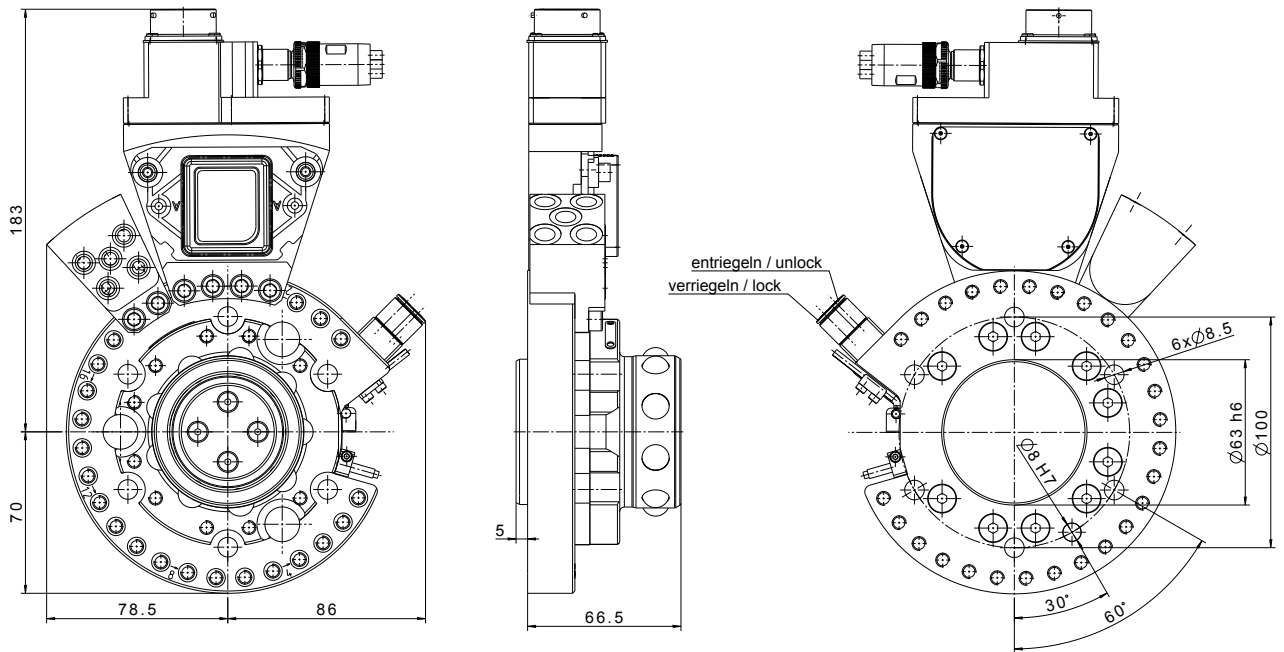


Application	Sensors	Connection transfer modules*		Order no.
		Pneumatic	Signal	
Gripping/handling/vacuum	R PNP	5x G 1/8	KPTC2E18-32P	MPS130RC-0000-0000-0000-0000-00WC-ECAB
Gripping/handling/vacuum	R NPN			MPS130RG-0000-0000-0000-0000-00WC-ECAB
Gripping/handling/vacuum	T -		KPTC2E18-32S	MPS130TA-0000-0000-0000-0000-00WC-ECAB

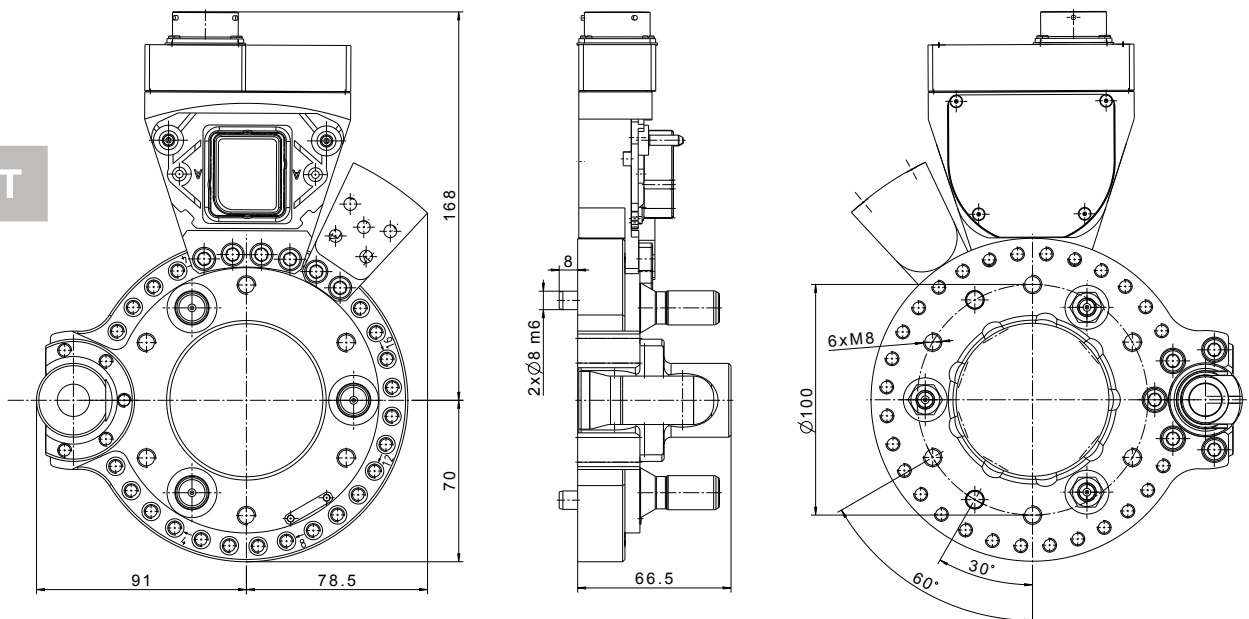
* Technical data for all transfer modules can be found from page 66 onwards.

Transfer modules with alternative thread and plug connections can be customized using our simple **configuration system** (see page 26).

R




T



MPS 130 COMPLETE

MPS 130/3

For handling, gripping and vacuum applications

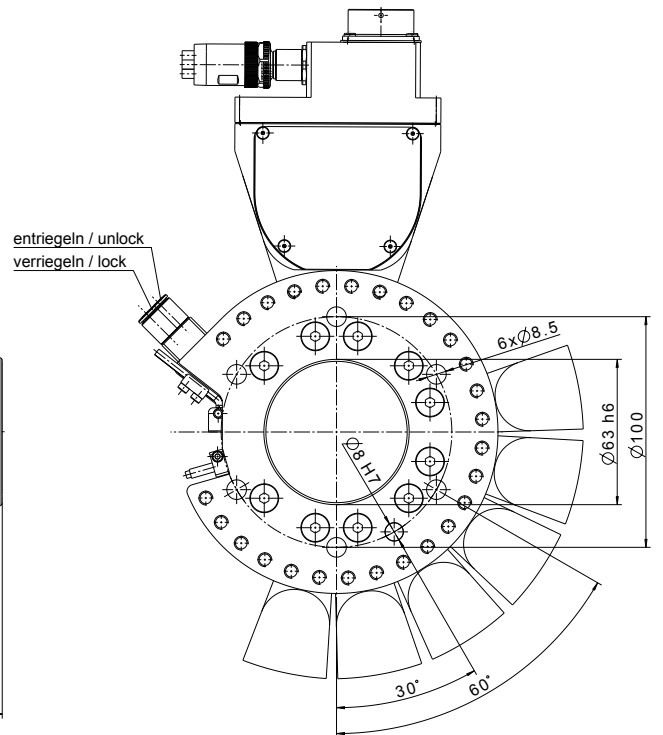
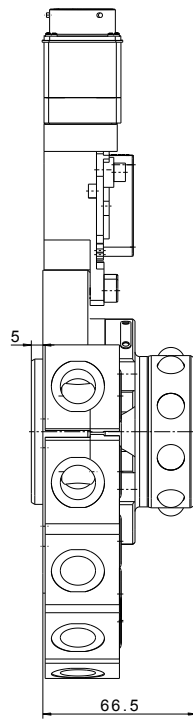
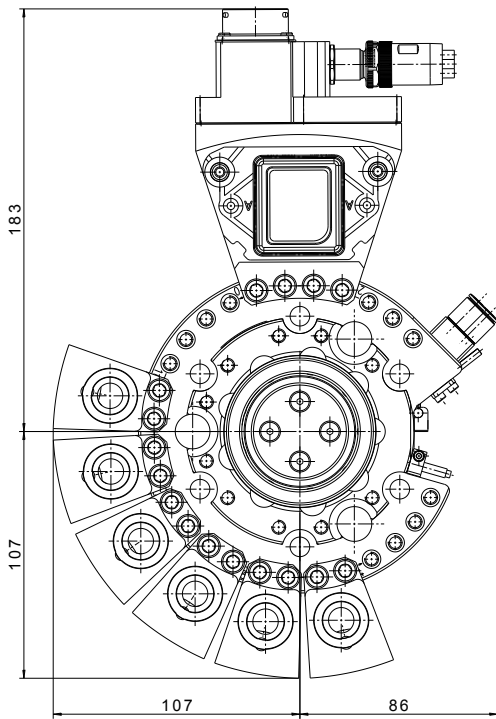


Application	Sensors	Connection transfer modules*		Order no.
		Pneumatic	Signal	
Gripping/handling/vacuum	R PNP	6x G 3/8	KPTC2E18-32P	MPS130RC-0000-WEWE-WEWE-WEWE-0000-ECAB
Gripping/handling/vacuum	R NPN			MPS130RG-0000-WEWE-WEWE-WEWE-0000-ECAB
Gripping/handling/vacuum	T -		KPTC2E18-32S	MPS130TA-0000-WEWE-WEWE-WEWE-0000-ECAB

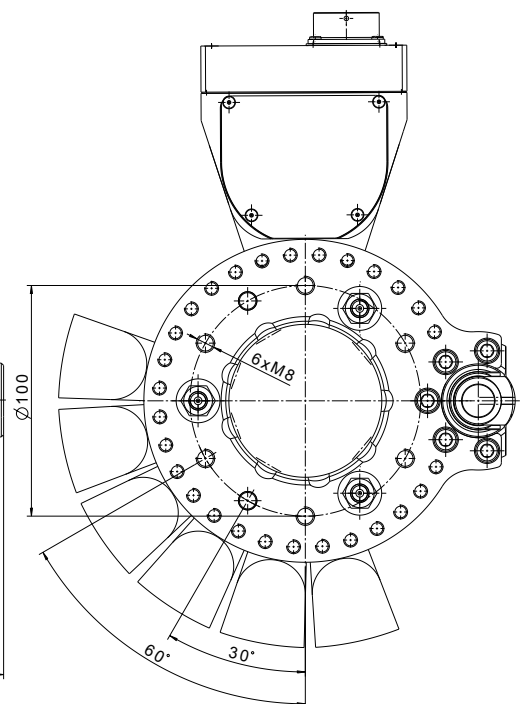
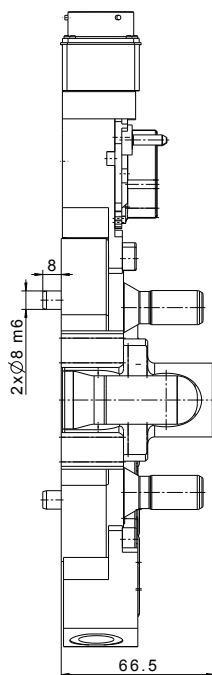
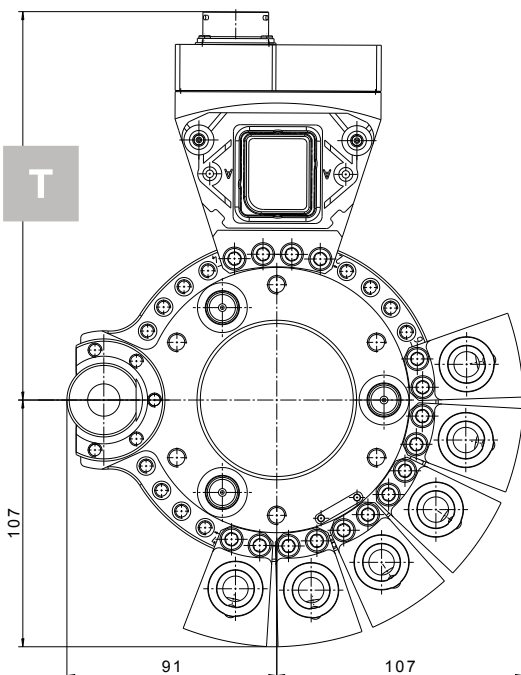
* Technical data for all transfer modules can be found from page 66 onwards.

Transfer modules with alternative thread and plug connections can be customized using our simple **configuration system** (see page 26).

R



T



MPS 130 MODULAR

4 easy steps to your modular solution

Take advantage of Staubli's modular product concept for maximum design freedom.
Configure your perfect tool changing system in just 4 easy steps.




R

1 Choose your **base unit** (page 28) and note the module order code.

2 Choose your **transfer modules** (from page 66 onwards). Position the modules on the mounting holes 1 to 24 by entering the module order code. ECAB, ECAE and ECAI must be mounted in hole positions 21 to 24.

M P S 1 3 0 R D - 0 0 W A - W B 0 0 - W C W D - W E 0 0 - E C A C - E C A B
 1 2 3 4 5 6 7 8 9 10 11 12 13 14 15 16 17 18 19 20 21 22 23 24




T

3 Select the appropriate **base unit** for your tool side (from page 30).
 Transfer the module order codes of the **transfer modules** corresponding to the robot side.

M P S 1 3 0 T C - 0 0 W A - W B 0 0 - W C W D - W E 0 0 - E C A C - E C A B

1 2 3 4 5 6 7 8 9 10 11 12 13 14 15 16 17 18 19 20 21 22 23 24



T

4 **Reduce your investment** by varying your tool side and removing any transfer modules that aren't needed (Replace module order code with 00 or 0000).

M P S 1 3 0 T C - 0 0 0 0 - W B 0 0 - W C 0 0 - W E 0 0 - 0 0 0 0 - E C A B

1 2 3 4 5 6 7 8 9 10 11 12 13 14 15 16 17 18 19 20 21 22 23 24

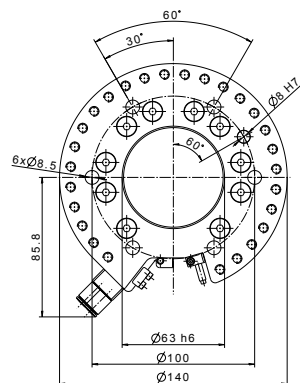
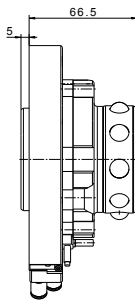
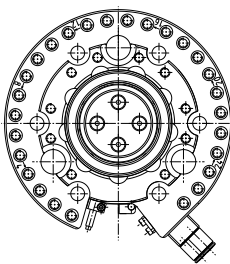
MPS 130 MODULAR

MPS 130 base unit robot side

MPS 130RA/RE



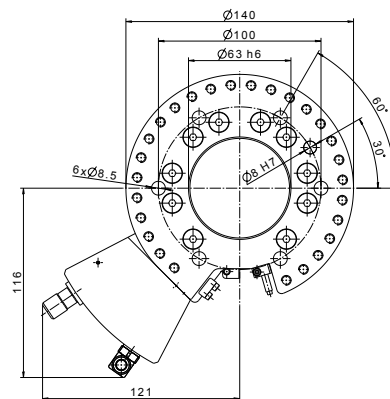
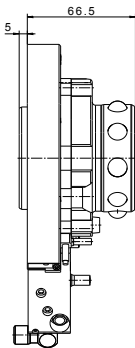
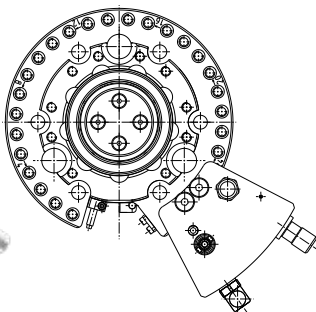
R



MPS 130RB/RF




R



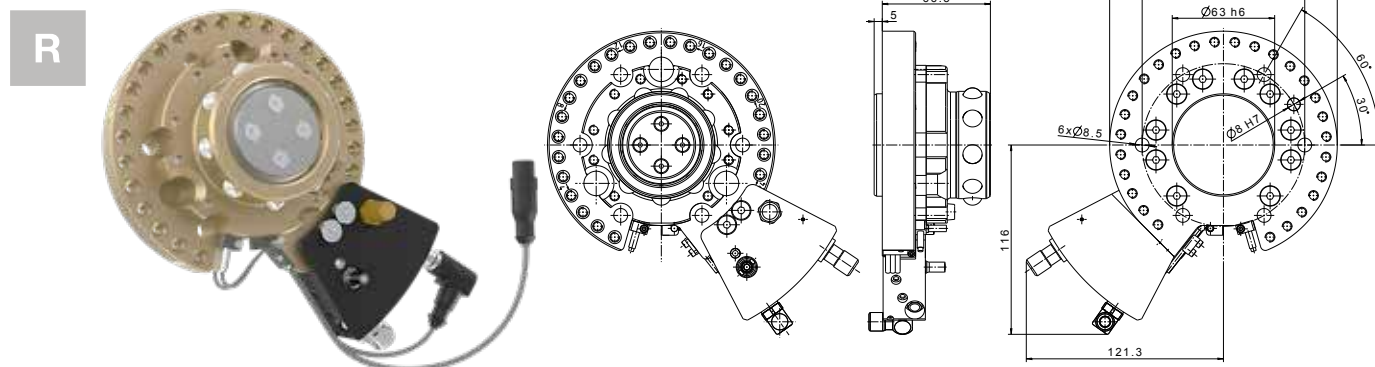
	Order no.	Pitch circle diameter (PCD)	Bending moment	Torsional moment	Payload	Compressed air connection	Safety module	Sensors/ connection	Module order code
R	K81557713	Ø 100 mm	900 Nm	800 Nm	100 kg	Push-In AD-Ø 6 mm	-	3x PNP/ 3x M12	MPS130RA
	K81557739							3x NPN/ 3x M12	MPS130RE
R	K81557714	Ø 100 mm	900 Nm	800 Nm	100 kg	Push-In AD-Ø 6 mm	Pressure switch PNP/NPN 1x M12	3x PNP/ 3x M12	MPS130RB
	K81557740							3x NPN/ 3x M12	MPS130RF

Base units can be operated with PNP or NPN sensors corresponding to your standard.

MPS 130RC/RG



MPS 130RD/RH



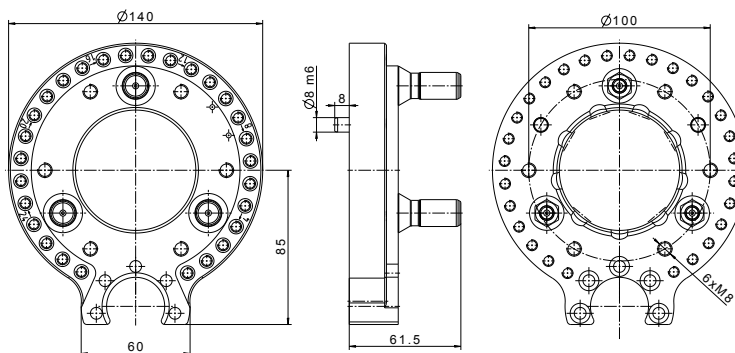
	Order no.	Pitch circle diameter (PCD)	Bending moment	Torsional moment	Payload	Compressed air connection	Safety module	Sensors/ connection	Module order code
R	K81557715	Ø 100 mm	900 Nm	800 Nm	100 kg	Push-In AD-Ø 6 mm	-	3x PNP/ 1x M12	MPS130RC
	3x NPN/ 1x M12							MPS130RG	
R	K81557716	Ø 100 mm	900 Nm	800 Nm	100 kg	Push-In AD-Ø 6 mm	Pressure switch PNP/NPN 1x M12	3x PNP/ 1x M12	MPS130RD
	3x NPN/ 1x M12							MPS130RH	

MPS 130 MODULAR

MPS 130 base unit tool side

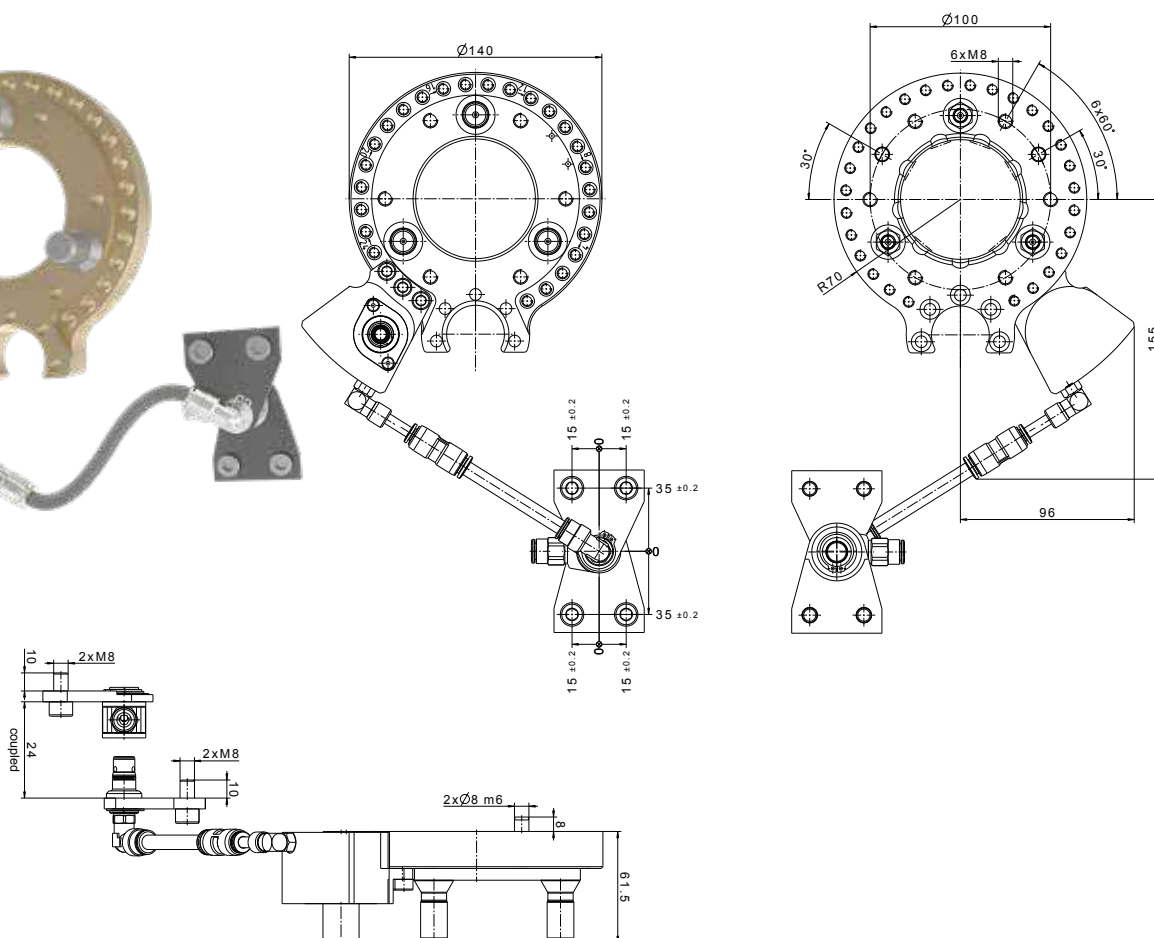
MPS 130TO

T



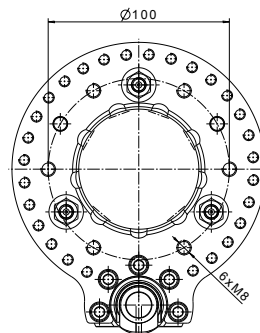
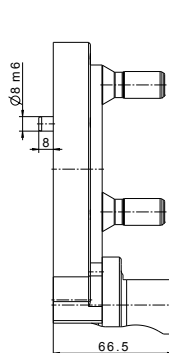
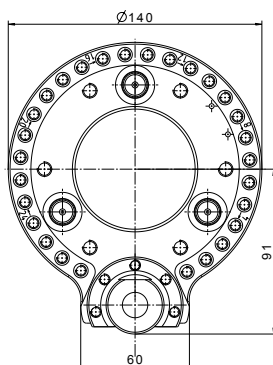
MPS 130TB

T



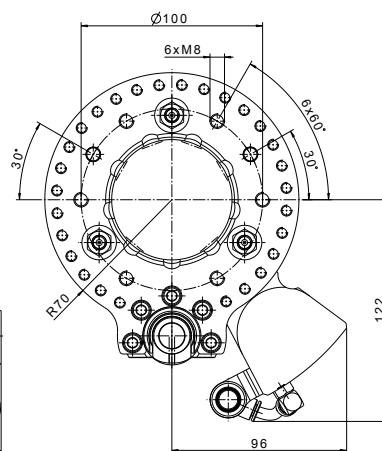
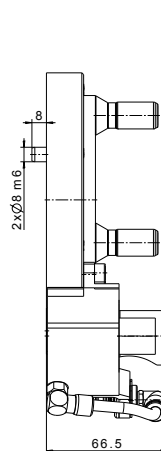
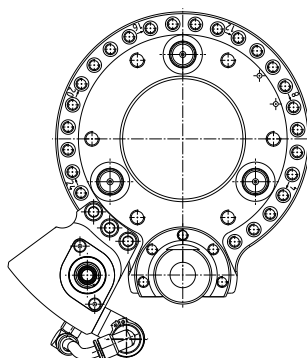
MPS 130TA

T



MPS 130TC

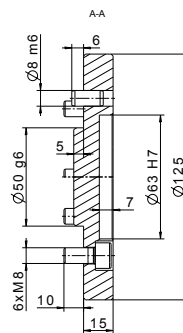
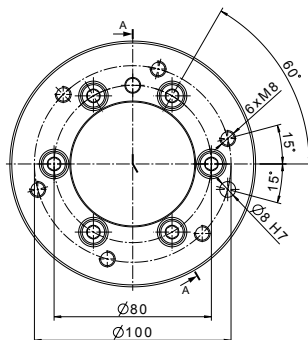
T



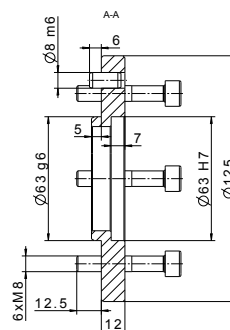
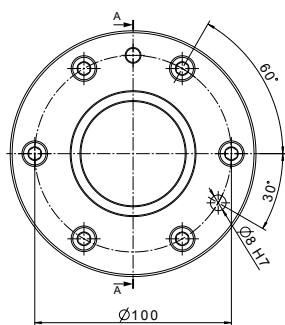
	Order no.	Pitch circle diameter (PCD)	Bending moment	Torsional moment	Docking hook	Safety module	Module order code
T	K81557661	Ø 100 mm	900 Nm	800 Nm	no	no	MPS130TO
T	K81557667	Ø 100 mm	900 Nm	800 Nm	no	yes	MPS130TB
T	K81557664	Ø 100 mm	900 Nm	800 Nm	yes	no	MPS130TA
T	K81557668	Ø 100 mm	900 Nm	800 Nm	yes	yes	MPS130TC

MPS 130 Robot adapter flange

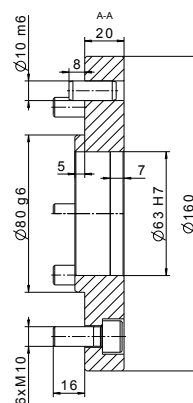
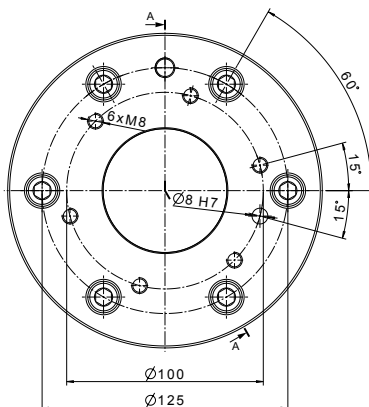
R



ill.1



ill.2



ill.3

ill.	Order no.*	Adaption to	Zero offset
R 1	K81558262	ISO 9409-1-80-6-M8	15°
R 2	K81558261	ISO 9409-1-100-6-M8	0°
R 3	K81558263	ISO 9409-1-125-6-M10	15°

* including mounting material.

MPS 130 Accessories

Robot side mounting kit



Order no.	Pitch diameter	Mounting materials	Locating pin
K81560778	Ø 100 mm	(6x) M8x30	(1x) 8/16

Emergency release



Order no.	Description
K81558229	Tool for emergency release

Teaching aid



Order no.	Description
K81557695	Teaching aid for the robot tool change system
K81557691	Storage case including teaching aid for the robot tool change system

MPS 130 – Tool stand

Flexibility and efficiency due to integrated tool storage

The tool stand is consistent with Stäubli’s modular tool changer concept. Its individual components are designed to provide maximum scope for flexibility.

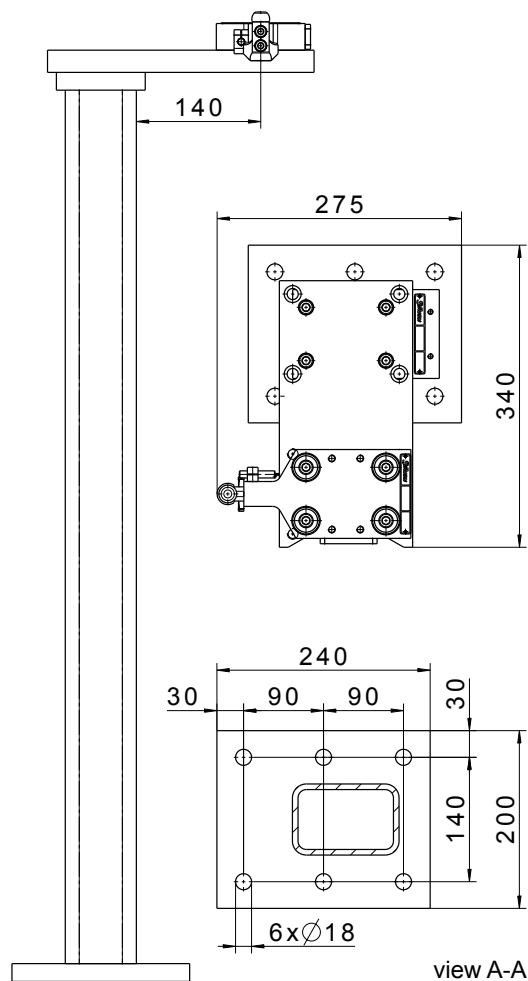
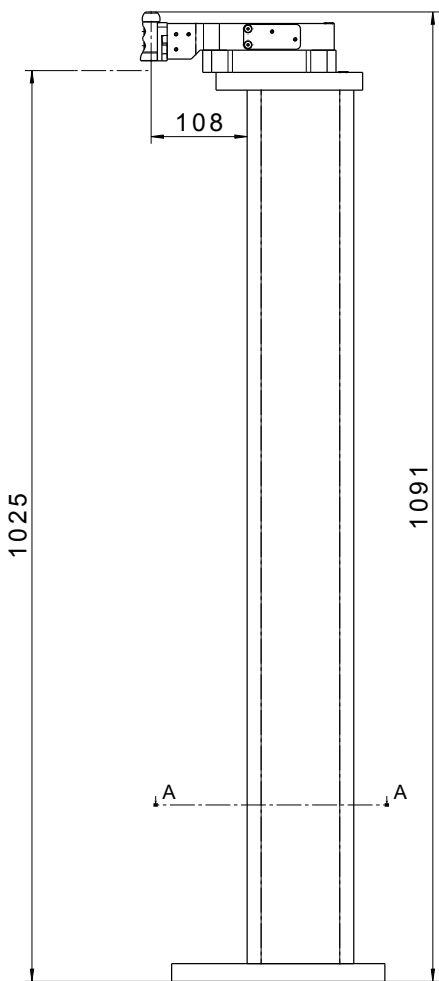
- Flexibility: the separate system components allow you to compile your own individual storage solutions.
- Optimisation: the complete systems are already dimensioned and calibrated for tool weights.
- Performance Level d, Category 3-compliant: the optional Active Docking System with self-contained compressed air circuit ensures that tool locking and unlocking can only take place at the tool stand.
- Longevity: the floating bearing of the docking pin holds the tool in the vertical storage position and minimises the load on the components.
- Function protection: a protective cover prevents any particles from getting into the transfer module couplings and connectors.



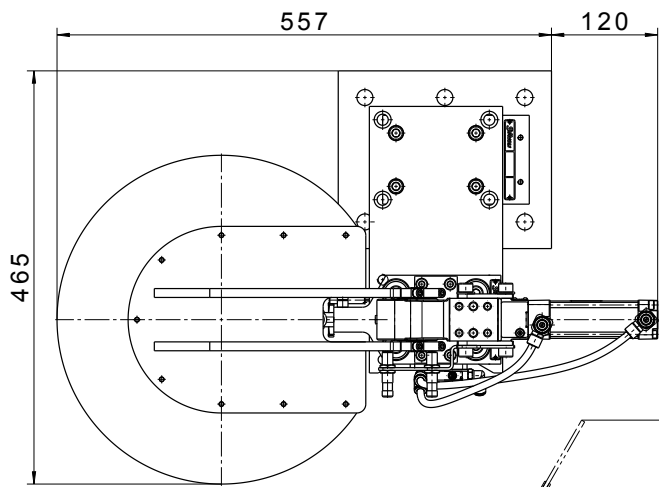
Contact us for individual solutions or custom designs.

Tool stand base	Positioning plate	Tool stand upper part	Protective cover	Sensors/ connection	Valve/ connection	Order no.	ill.
H = 1000 mm	with	without Active Docking	without	1x PNP/ 1x M12	without	MPS130DA-OP01-UP01-0000	1
				1x NPN/ 1x M12	without	MPS130DA-OP01-UP05-0000	-
		with		3x PNP/ 3x M12	1x M8	MPS130DA-OP01-UP01-PC01	2
				3x NPN/ 3x M12	1x M8	MPS130DA-OP01-UP05-PC03	-
H = 1000 mm	with	with Active Docking	without	1x PNP/ 1x M12	1x M8	MPS130DA-OP01-UP02-0000	-
				1x NPN/ 1x M12	1x M8	MPS130DA-OP01-UP06-0000	-
		with		3x PNP/ 3x M12	2x M8	MPS130DA-OP01-UP02-PC01	-
				3x NPN/ 3x M12	2x M8	MPS130DA-OP01-UP06-PC03	-
H = 1000 mm	without	without Active Docking	without	1x PNP/ 1x M12	without	MPS130DA-0000-UP01-0000	3
				1x NPN/ 1x M12	without	MPS130DA-0000-UP05-0000	-
		with		3x PNP/ 3x M12	1x M8	MPS130DA-0000-UP01-PC01	4
				3x NPN/ 3x M12	1x M8	MPS130DA-0000-UP05-PC03	-
H = 1000 mm	without	with Active Docking	without	1x PNP/ 1x M12	1x M8	MPS130DA-0000-UP02-0000	-
				1x NPN/ 1x M12	1x M8	MPS130DA-0000-UP06-0000	-
		with		3x PNP/ 3x M12	2x M8	MPS130DA-0000-UP02-PC01	-
				3x NPN/ 3x M12	2x M8	MPS130DA-0000-UP06-PC03	-

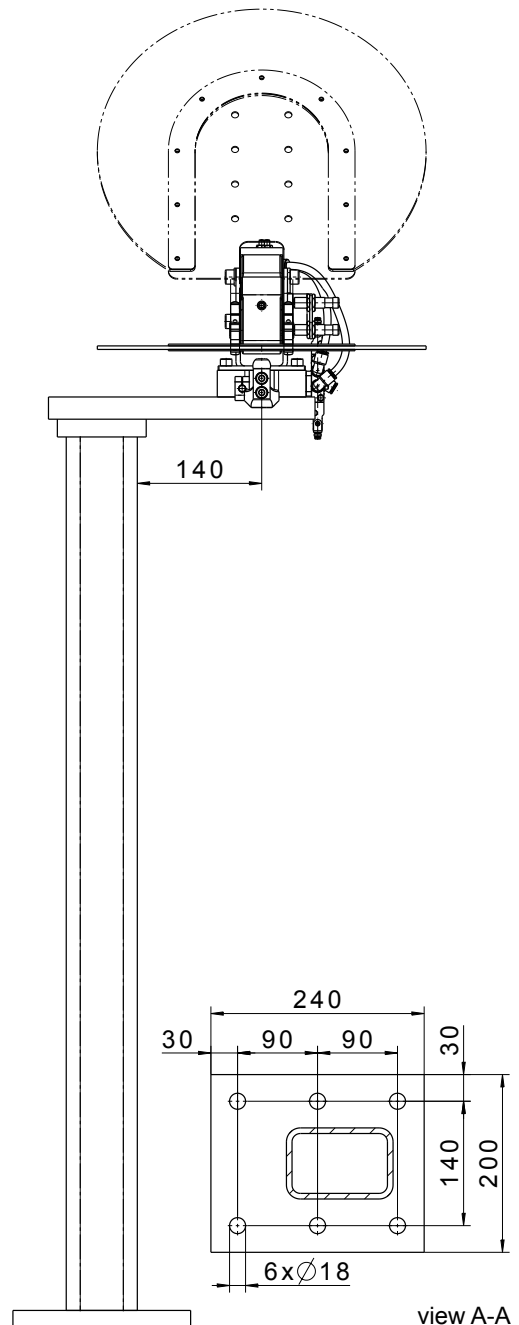
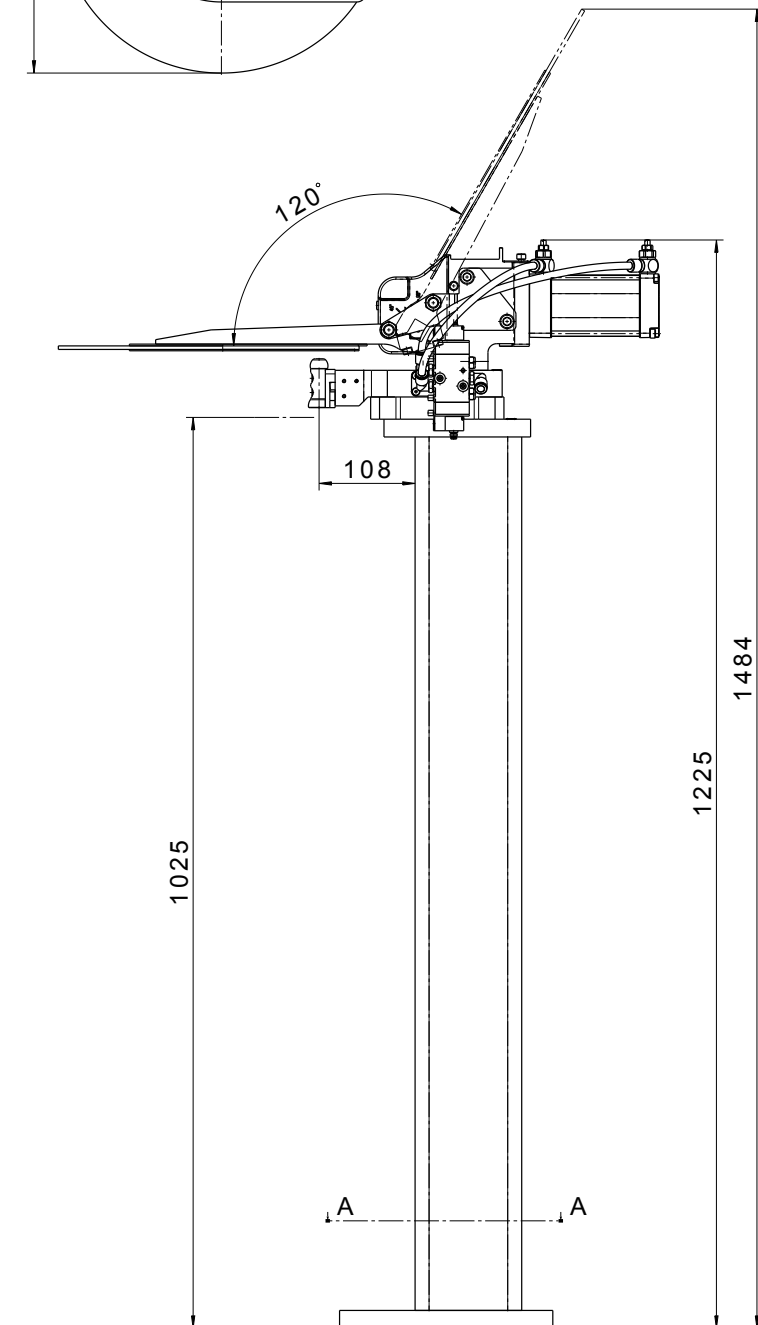
iii.1



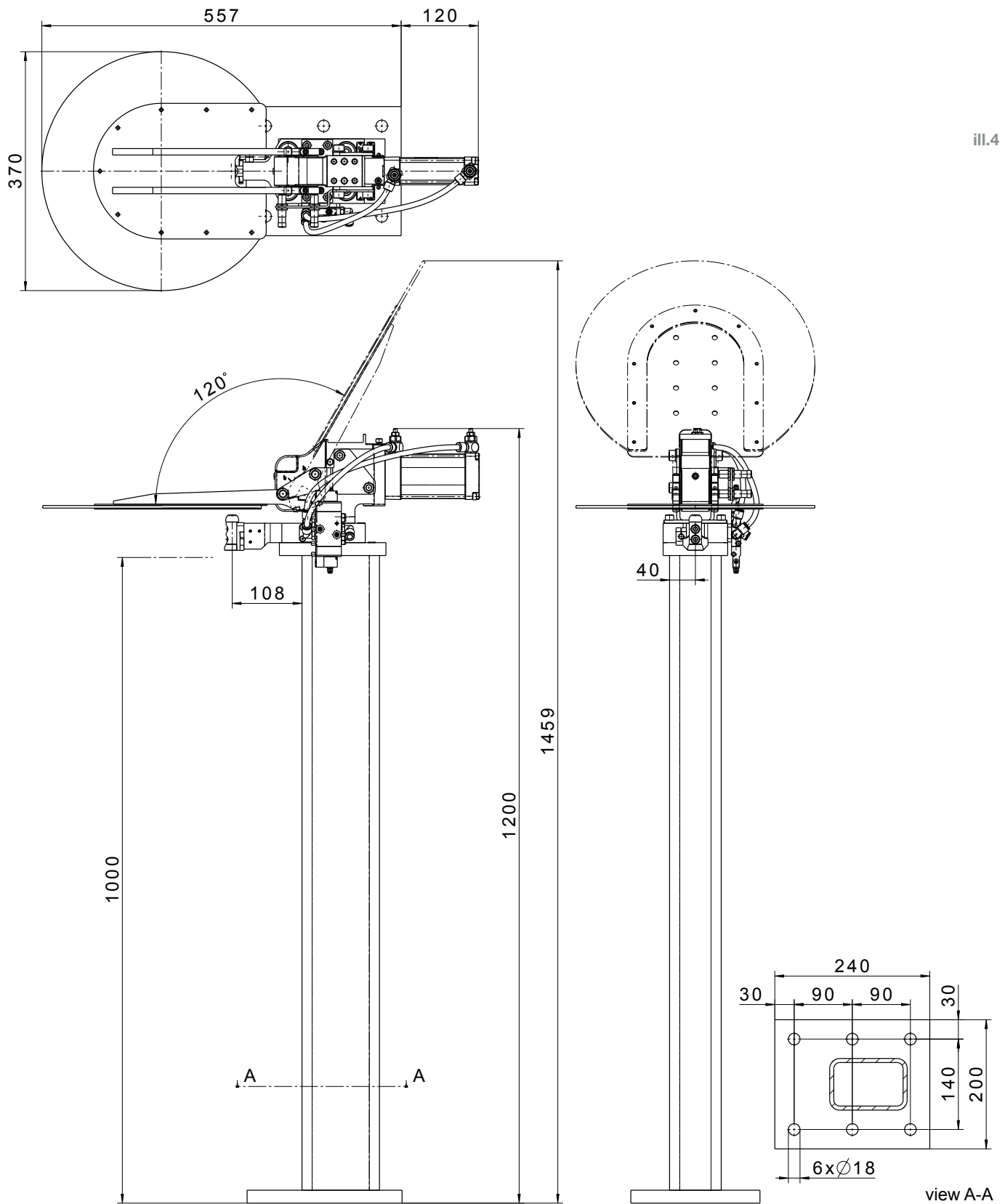
MPS 130 TOOL STAND



iii.2

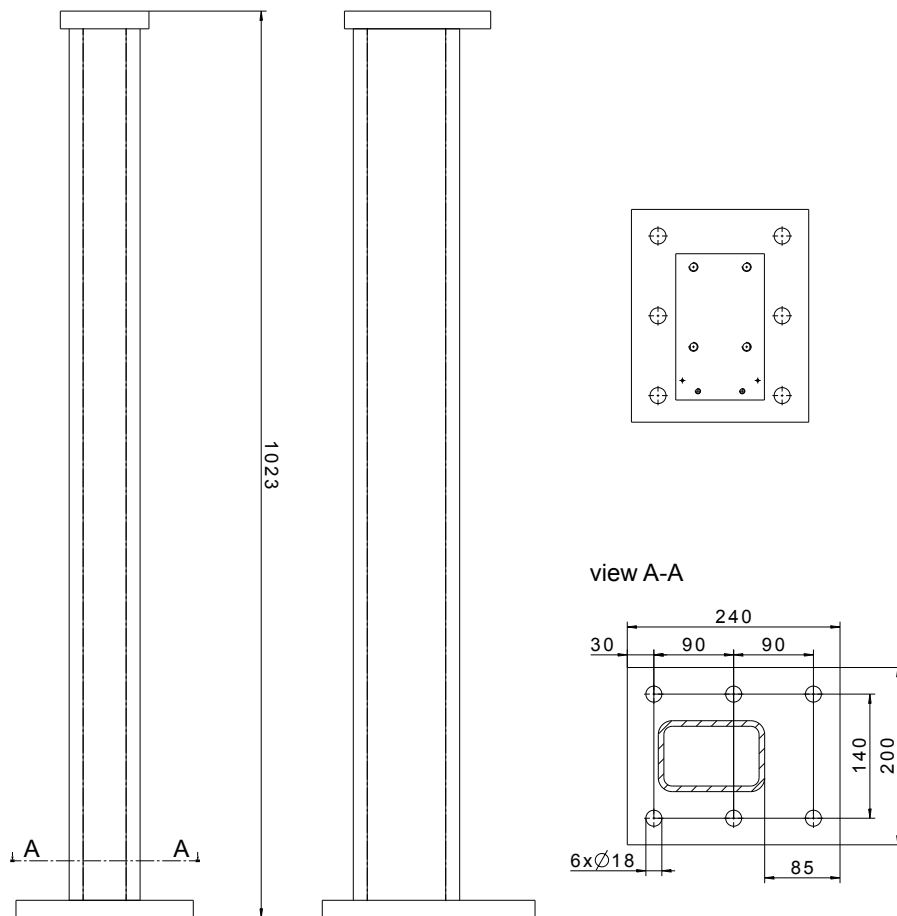


MPS 130 TOOL STAND



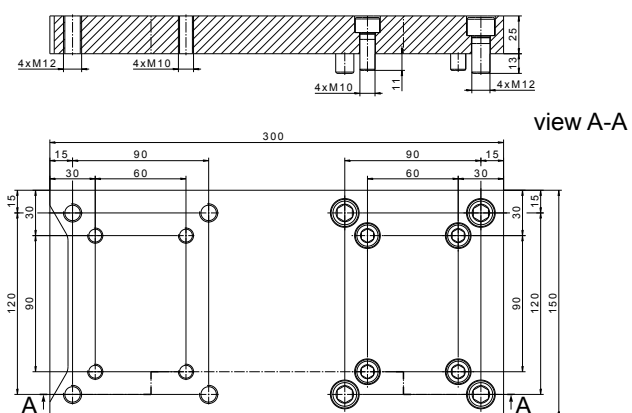
iii.4

Tool stand base



Order no	Description	Module order code
K81904351	Tool stand base H = 1000 mm, RAL 9003	MPS130DA

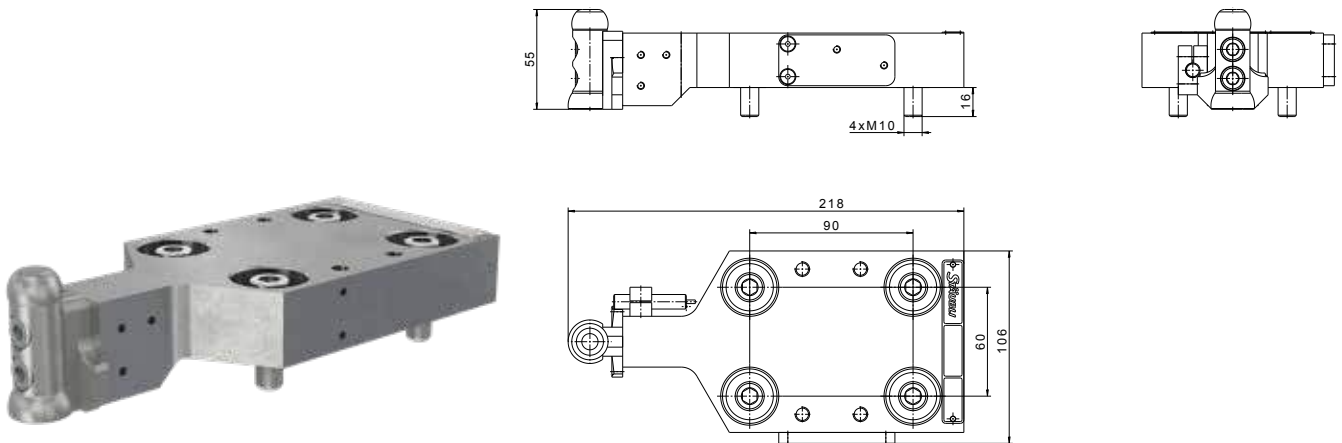
Positioning plate



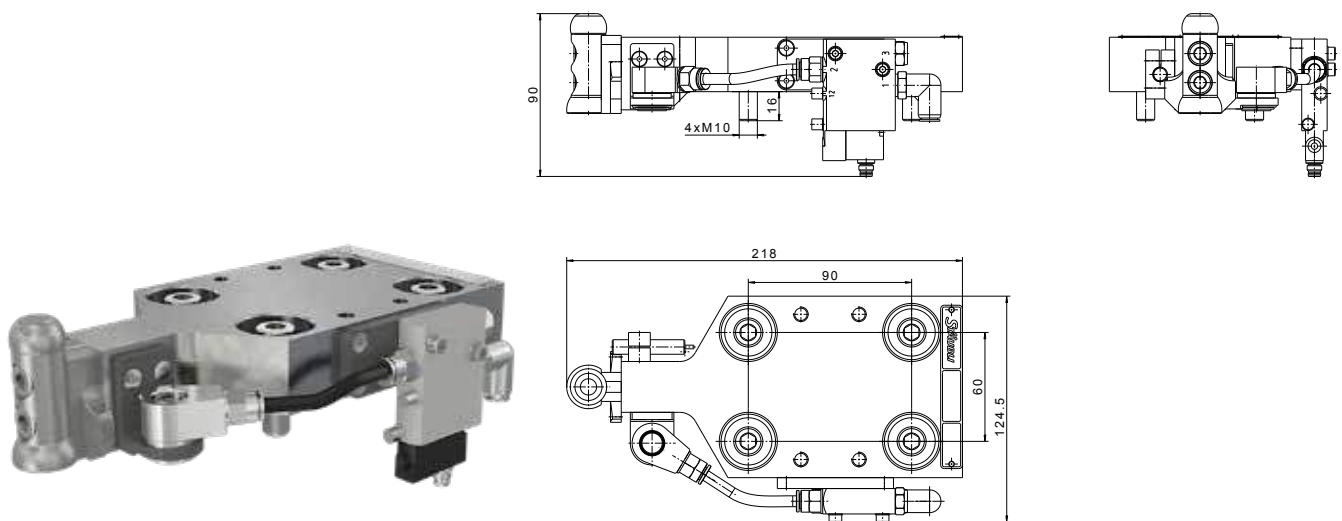
Order no	Description	Module order code
K81565881	Positioning plate for expanding the storage options, includes mounting materials	OP01

MPS 130 TOOL STAND

Tool stand upper part

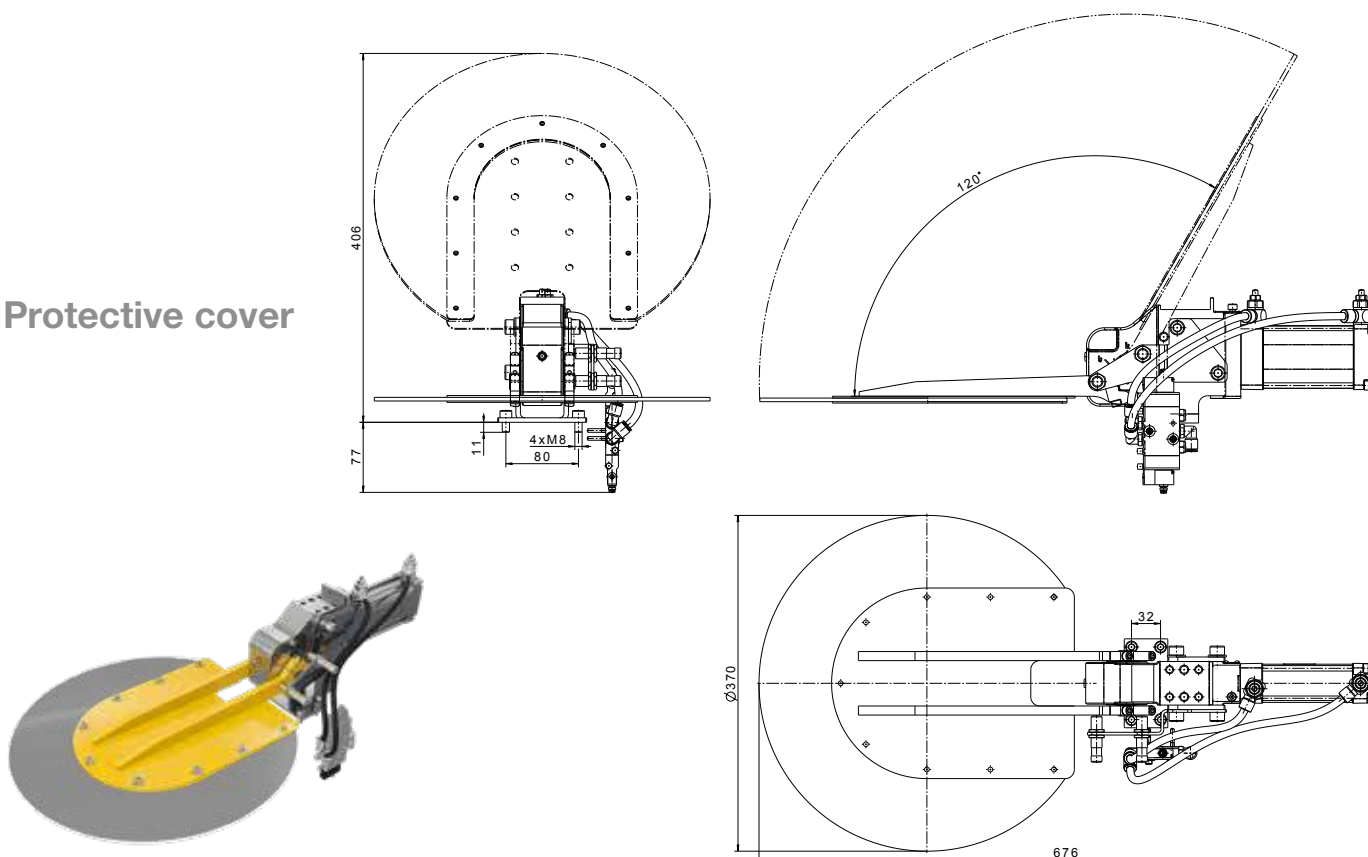


Order no.	Description	Sensors/ connection	Module order code
K86500907	Tool stand upper part, includes mounting materials	1x PNP/ 1x M12	UP01
K86500916		1x NPN/ 1x M12	UP05



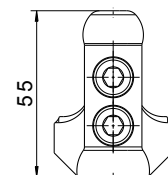
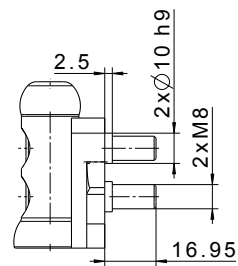
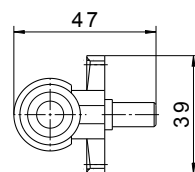
Order no.	Description	Sensors/ connection	Valve/ connection	Module order code
K86500904	Tool stand upper part with Active Docking, includes mounting materials	1x PNP/ 1x M12	1x M8	UP02
K86500912		1x NPN/ 1x M12	1x M8	UP06

Protective cover



Order no.	Description	Sensors/ connection	Valve/ connection	Module order code
K81562439	Protective cover for harsh working environments; RAL 1004, includes mounting materials	PNP/M12	1x M8	PC01
K81562442		NPN/M12	1x M8	PC03

Accessories



Order no.	Description
K81565636	Docking pin for self-assembly, includes mounting materials

MPS 260 COMPLETE

MPS 260/1

For handling and gripping applications

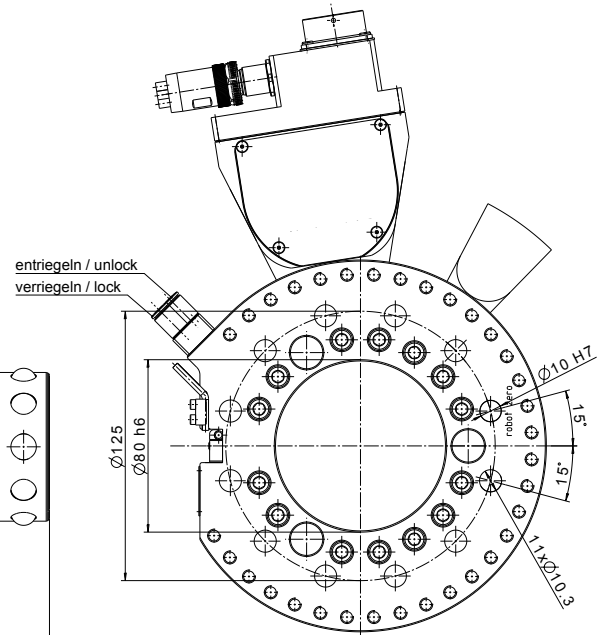
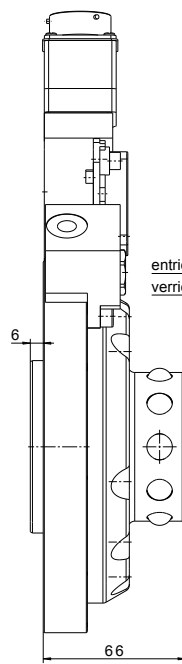
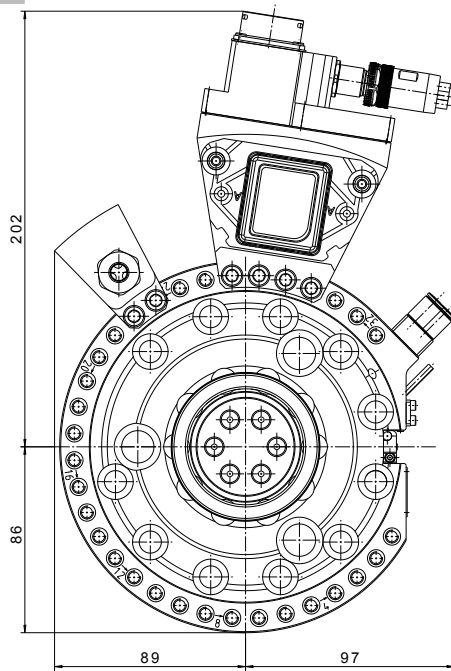


Application	Sensors	Connection transfer modules*		Order no.
		Pneumatic	Signal	
Gripping/ Handling/ Vacuum	R PNP	1x G 1/8	KPTC2E18-32P	MPS260RC-0000-0000-0000-0000-00WB-ECAB
	R NPN			MPS260RG-0000-0000-0000-0000-00WB-ECAB
	T -		KPTC2E18-32S	MPS260TA-0000-0000-0000-0000-00WB-ECAB

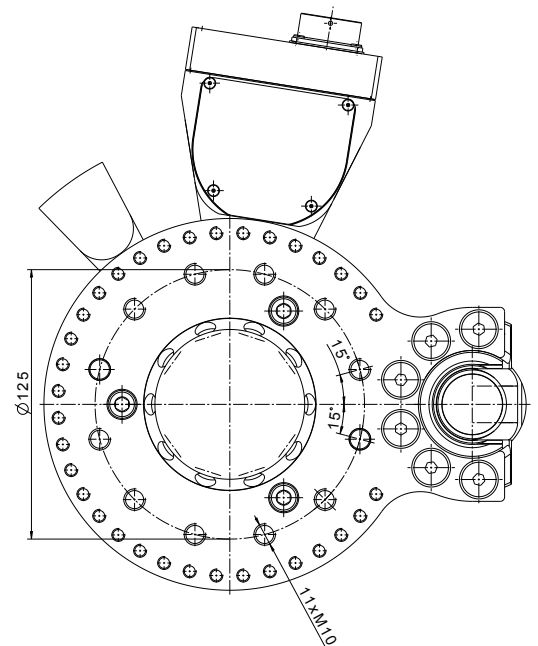
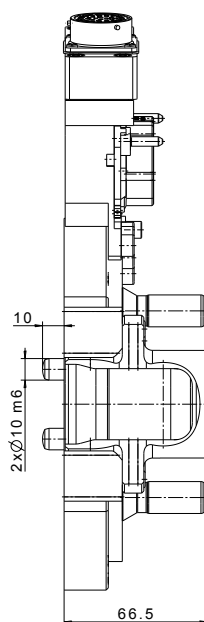
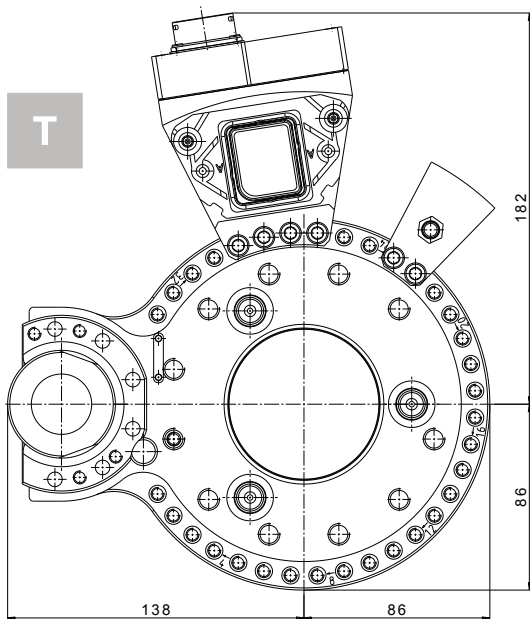
* Technical data for all transfer modules can be found from page 66 onwards.

Transfer modules with alternative thread and plug connections can be customized using our simple **configuration system** (see page 50).

R



T



MPS 260 COMPLETE

MPS 260/2

For handling, gripping and vacuum applications

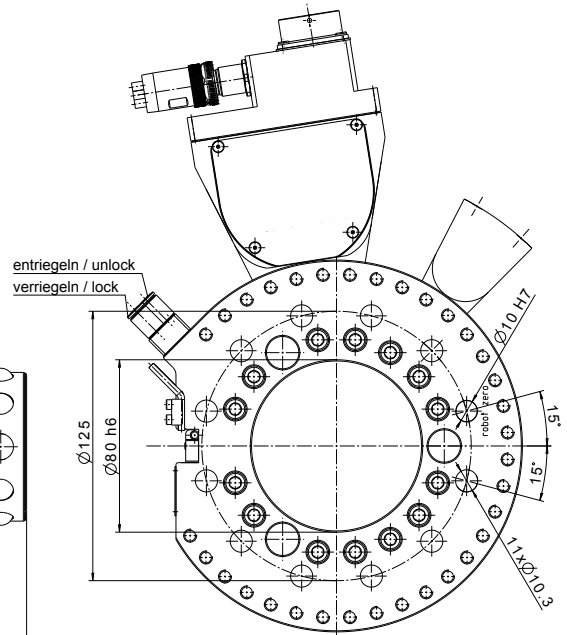
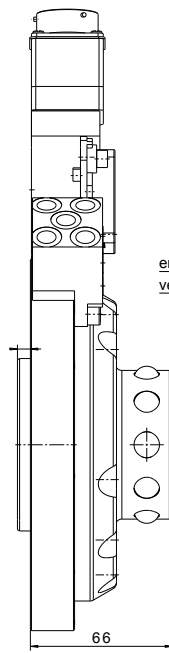
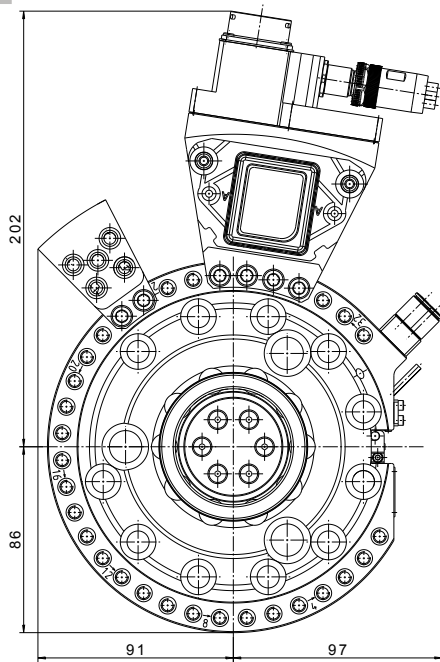


Application	Sensors	Connection transfer modules*		Order no.
		Pneumatic	Signal	
Gripping/ Handling/ Vacuum	R PNP	5x G 1/8	KPTC2E18-32P	MPS260RC-0000-0000-0000-0000-00WC-ECAB
	R NPN			MPS260RG-0000-0000-0000-0000-00WC-ECAB
	T -		KPTC2E18-32S	MPS260TA-0000-0000-0000-0000-00WC-ECAB

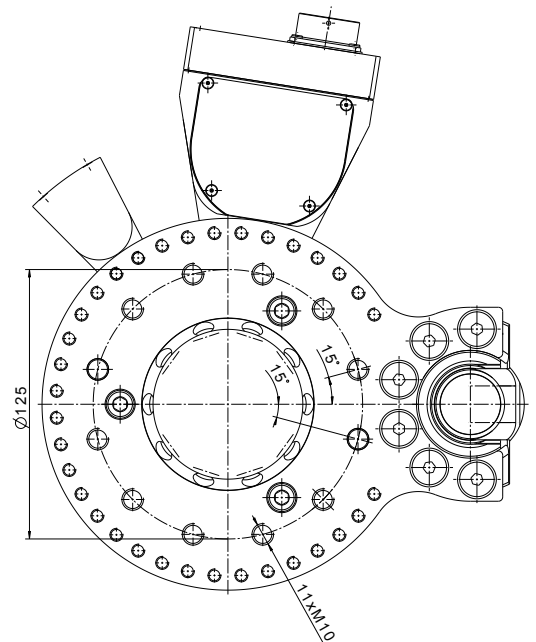
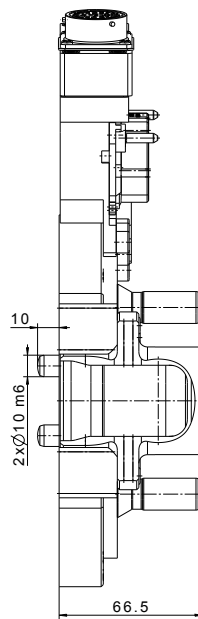
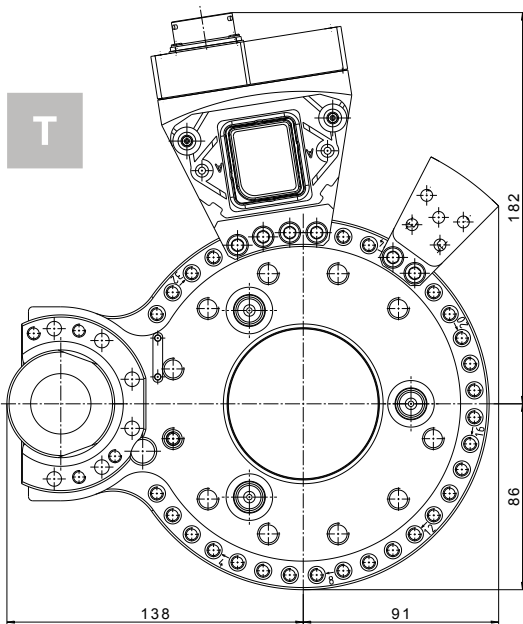
* Technical data for all transfer modules can be found from page 66 onwards.

Transfer modules with alternative thread and plug connections can be customized using our simple **configuration system** (see page 50).

R




T



MPS 260 COMPLETE

MPS 260/3

For handling, gripping and vacuum applications

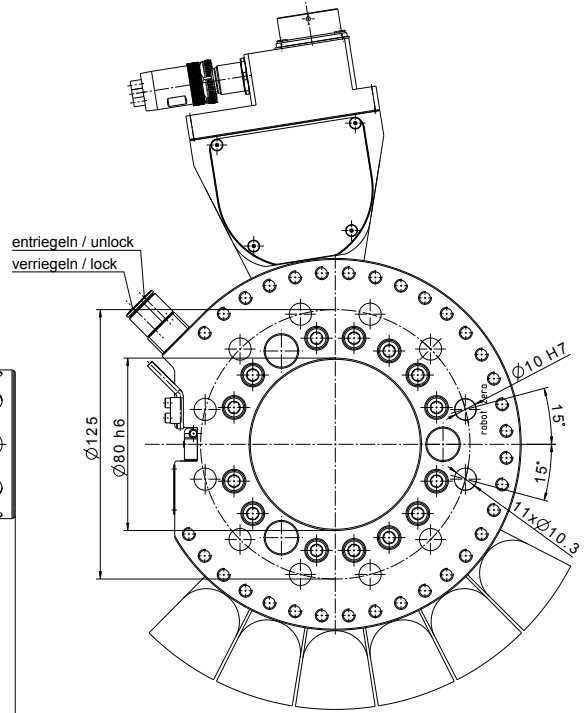
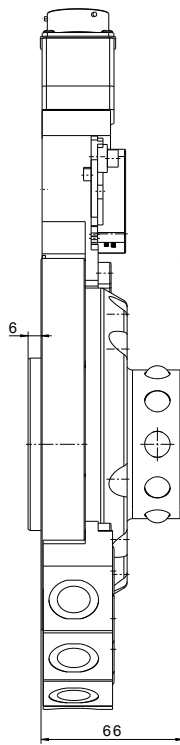
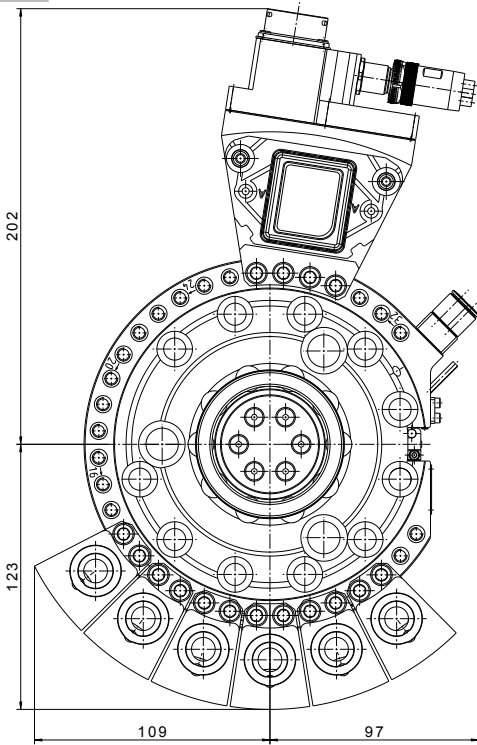


Application	Sensors	Connection transfer modules*		Order no.
		Pneumatic	Signal	
Gripping/ Handling/ Vacuum	R PNP	6x G 3/8	KPTC2E18-32P	MPS260RC-00WE-WEWE-WEWE-WE00-0000-0000-ECAB
	R NPN			MPS260RG-00WE-WEWE-WEWE-WE00-0000-0000-ECAB
	T -		KPTC2E18-32S	MPS260TA-00WE-WEWE-WEWE-WE00-0000-0000-ECAB

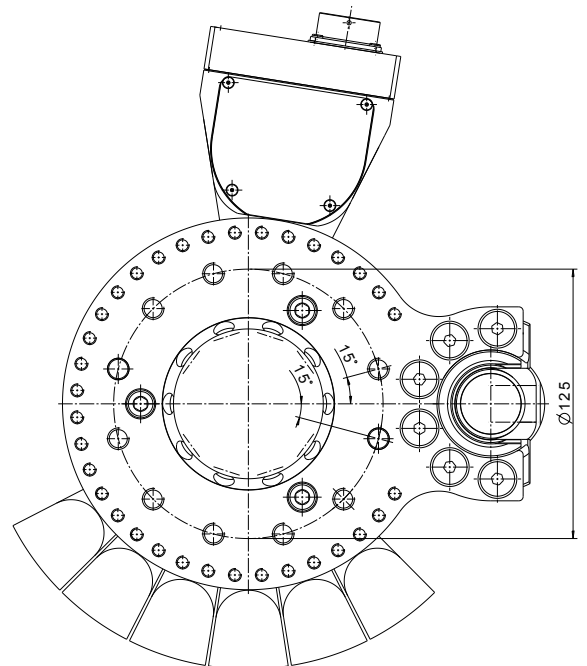
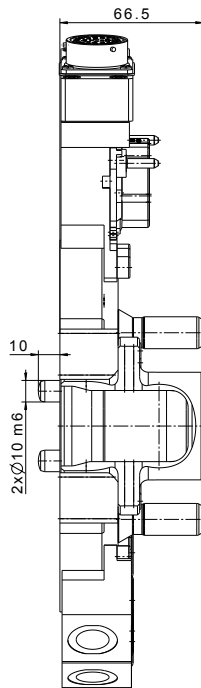
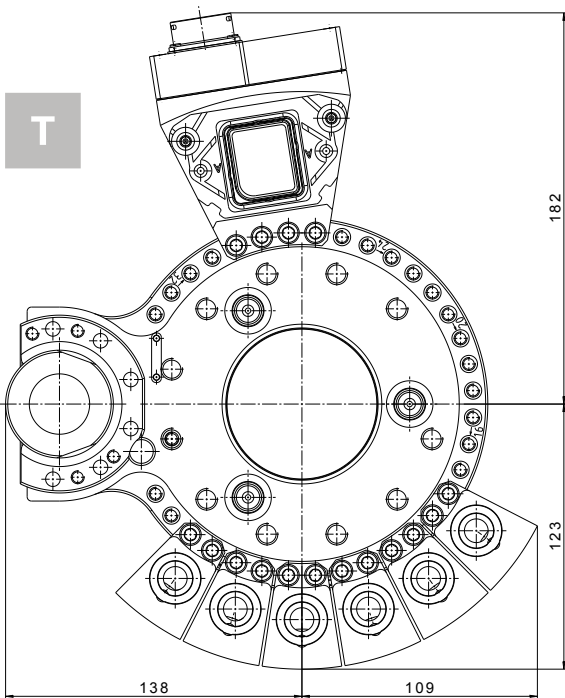
* Technical data for all transfer modules can be found from page 66 onwards.

Transfer modules with alternative thread and plug connections can be customized using our simple **configuration system** (see page 50).

R




T



MPS 260 COMPLETE

MPS 260/4

For handling, gripping and welding applications

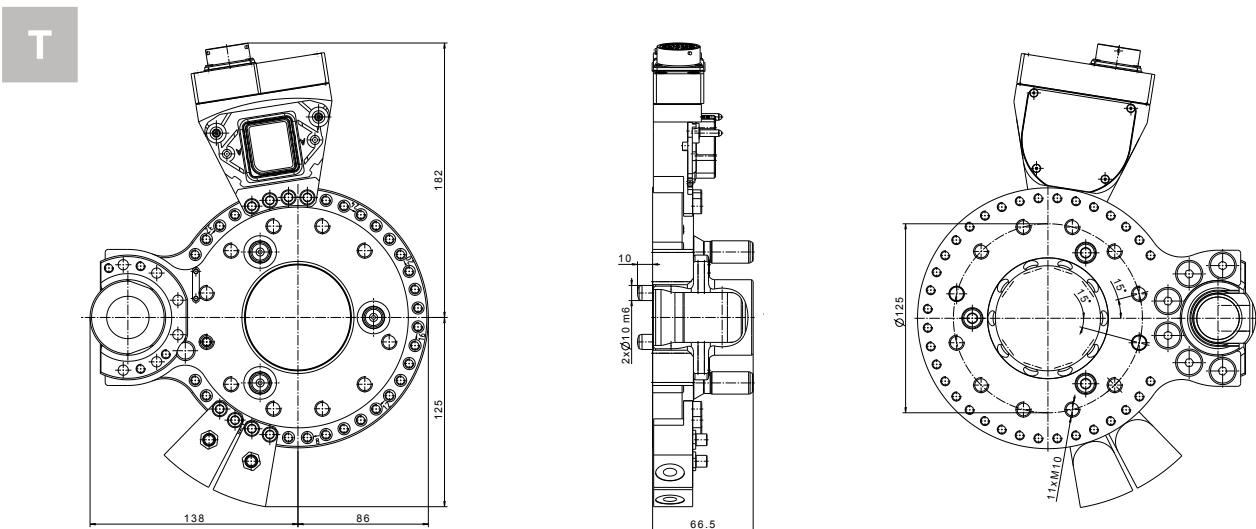
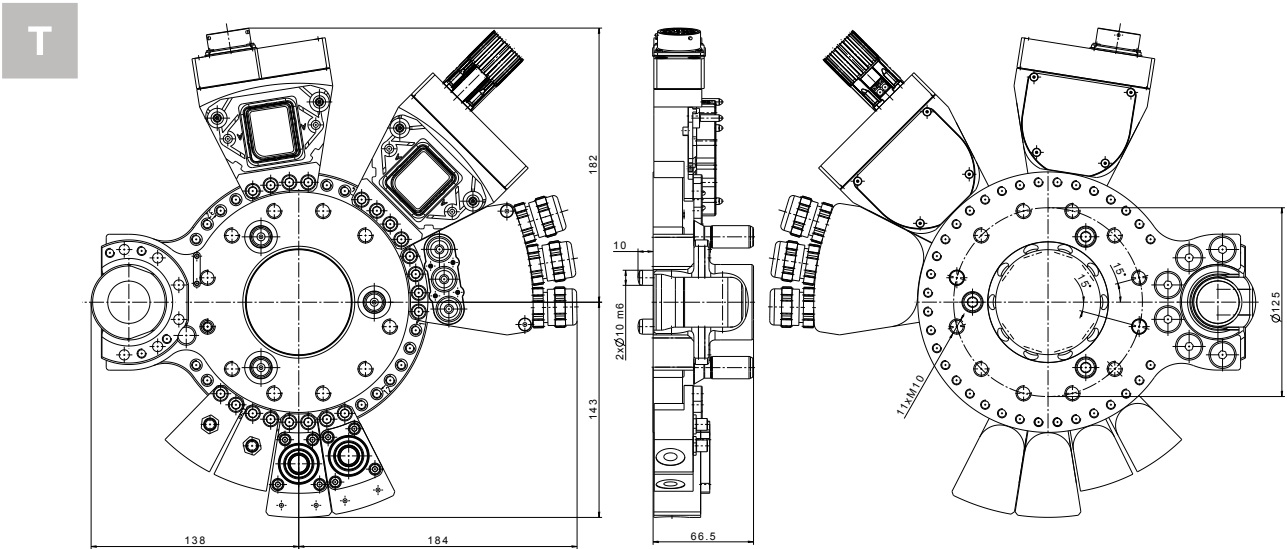
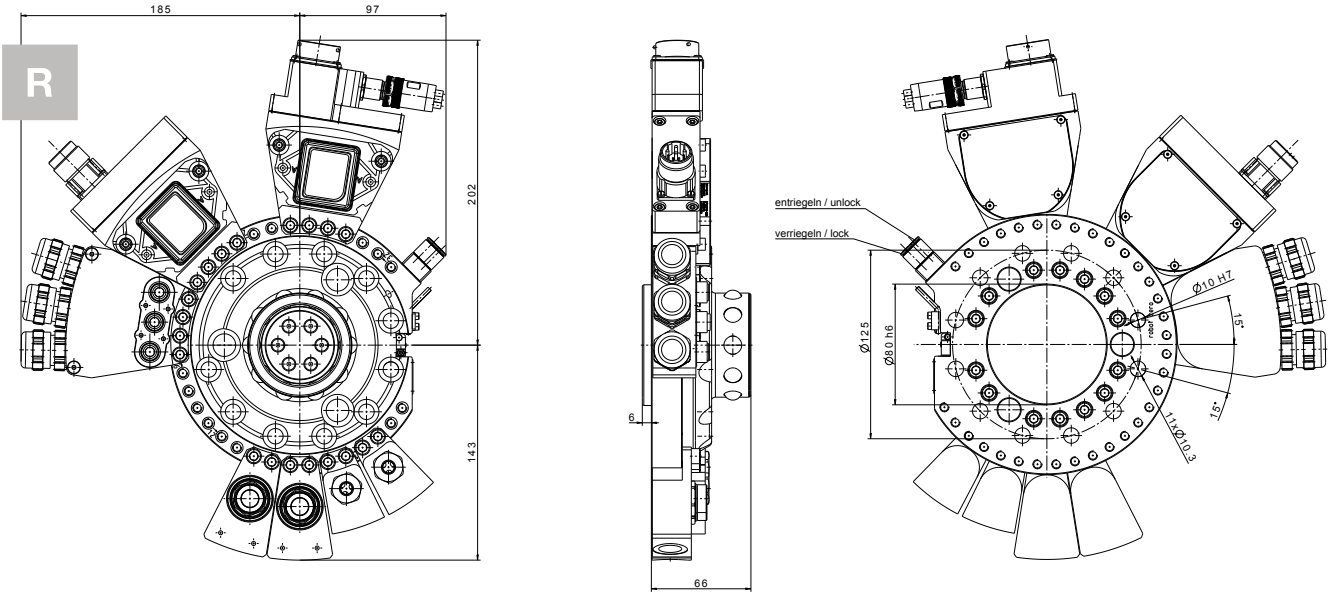


Application	Sensors	Connection transfer modules*				
		Pneumatic	Signal	Fluids	Servo	Primary circuit
Welding/gripping	R PNP	2x G 1/8	KPTC2E18-32P	2x G 3/8	B EG A 120 MR 11 00 0200 400	3x M20
Welding/gripping	R NPN					3x M20
Welding	T –		KPTC2E18-32S		B DF A 108 FR 05 00 0150 000	3x M20
Gripping	T –				–	–

* Technical data for all transfer modules can be found from page 66 onwards.

Application	Sensors	Order no.
Welding/gripping	R PNP	MPS260RC-00WB-WBWA-WA00-0000-WPAA-ECAC-ECAB
Welding/gripping	R NPN	MPS260RG-00WB-WBWA-WA00-0000-WPAA-ECAC-ECAB
Welding	T –	MPS260TA-00WB-WBWA-WA00-0000-WPAA-ECAC-ECAB
Gripping	T –	MPS260TA-00WB-WB00-0000-0000-0000-0000-ECAB

Transfer modules with alternative thread and plug connections can be customized using our simple **configuration system** (see page 50).



MPS 260 MODULAR

4 easy steps to your modular solution

Take advantage of Staubli's modular product concept for maximum design freedom.
Configure your perfect tool changing system in just 4 easy steps.




R

1 Choose your **base unit** (page 52) and note the module order code.

2 Choose your **transfer modules** (from page 66 onwards). Position the modules on the mounting holes 1 to 24 by entering the module order code. The mounting holes 25 and 26 cannot be used for technical reasons. ECAB, ECAE and ECAI must be mounted in hole positions 27 to 30.

M P S 2 6 0 R D - 0 0 W A - W B 0 0 - W C W D - W E 0 0 - W P A A - E C A C - E C A B

1 2 3 4 5 6 7 8 9 10 11 12 13 14 15 16 17 18 19 20 21 22 23 24 27 28 29 30



T

3 Select the appropriate **base unit** for your tool side (from page 54).
 Transfer the module order codes of the **transfer modules** corresponding to the robot side.

M P S 2 6 0 T C - 0 0 W A - W B 0 0 - W C W D - W E 0 0 - W P A A - E C A C - E C A B

1 2 3 4 5 6 7 8 9 10 11 12 13 14 15 16 17 18 19 20 21 22 23 24 27 28 29 30



T

4 **Reduce your investment** by varying your tool side and removing any transfer modules that aren't needed on the tool side
 (Replace module order code with 00 or 0000).

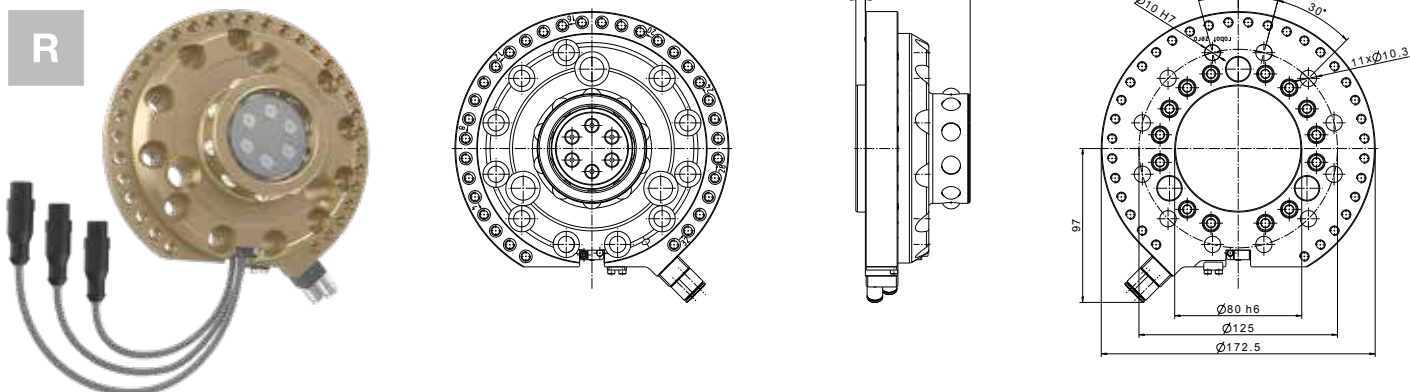
M P S 2 6 0 T C - 0 0 W A - 0 0 0 0 - 0 0 0 0 - W E 0 0 - 0 0 0 0 - E C A C - E C A B

1 2 3 4 5 6 7 8 9 10 11 12 13 14 15 16 17 18 19 20 21 22 23 24 27 28 29 30

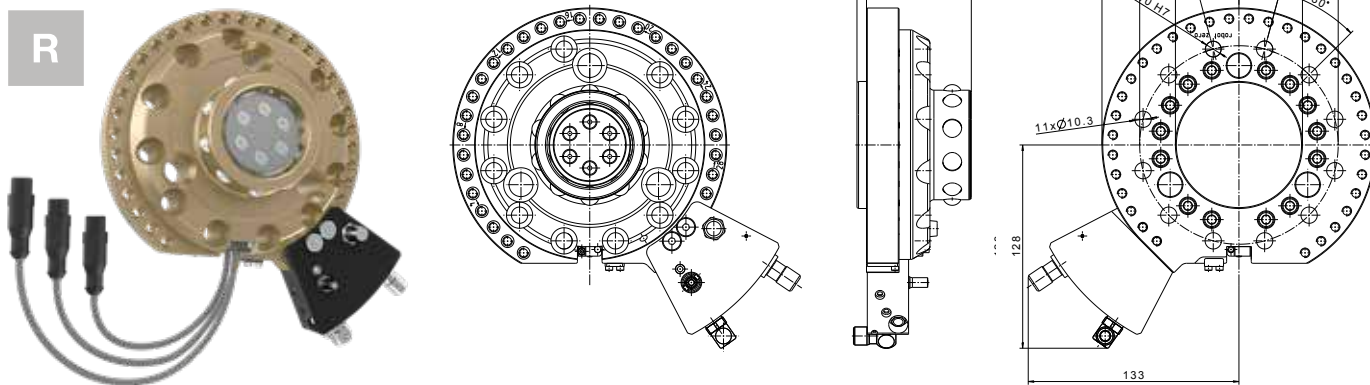
MPS 260 MODULAR

MPS 260 base unit robot side

MPS 260RA/RE




MPS 260RB/RF



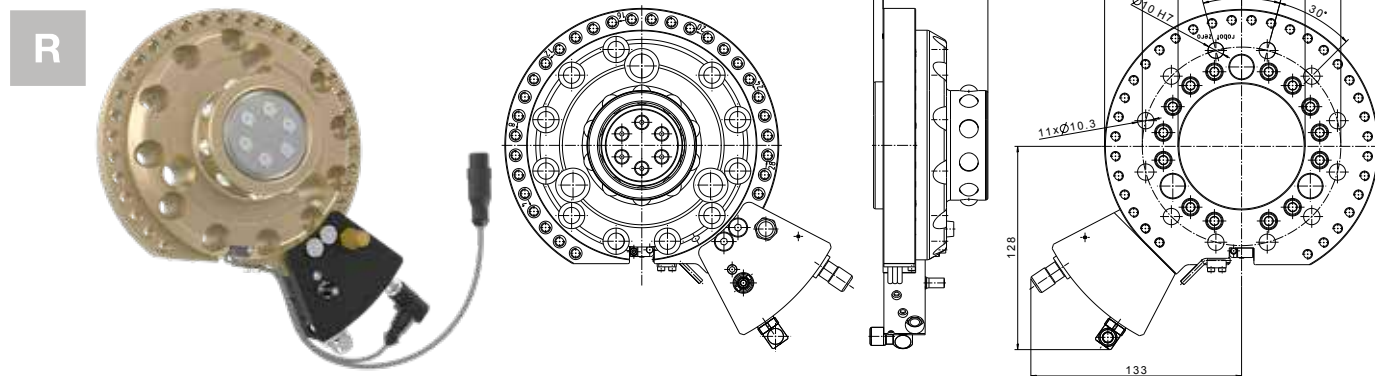
	Order no.	Pitch circle diameter (PCD)	Bending moment	Torsional moment	Payload	Compressed air connection	Safety module	Sensors/ connection	Module order code
R	K81557717	Ø 125 mm	2000 Nm	2000 Nm	350 kg	Push-In AD-Ø 6 mm	-	3x PNP/ 3x M12	MPS260RA
	K81557742							3x NPN/ 3x M12	MPS260RE
R	K81557718	Ø 125 mm	2000 Nm	2000 Nm	350 kg	Push-In AD-Ø 6 mm	Pressure switch PNP/NPN 1x M12	3x PNP/ 3x M12	MPS260RB
	K81557743							3x NPN/ 3x M12	MPS260RF

Base units can be operated with PNP or NPN sensors corresponding to your standard.

MPS 260RC/RG



MPS 260RD/RH



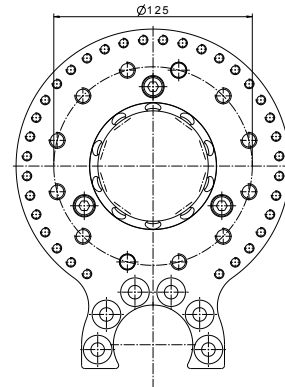
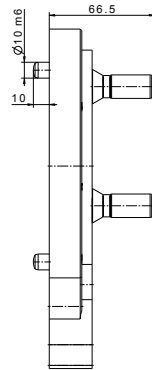
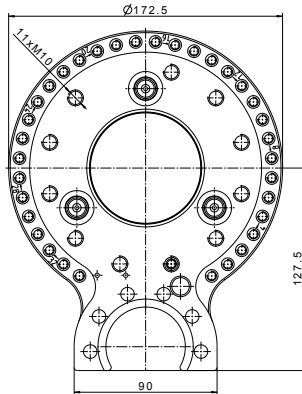
	Order no.	Pitch circle diameter (PCD)	Bending moment	Torsional moment	Payload	Compressed air connection	Safety module	Sensors/ connection	Module order code
R	K81557719	Ø 125 mm	2000 Nm	2000 Nm	350 kg	Push-In AD-Ø 6 mm	-	3x PNP/ 1x M12	MPS260RC
	3x NPN/ 1x M12							MPS260RG	
R	K81557720	Ø 125 mm	2000 Nm	2000 Nm	350 kg	Push-In AD-Ø 6 mm	Pressure switch PNP/NPN 1x M12	3x PNP/ 1x M12	MPS260RD
	3x NPN/ 1x M12							MPS260RH	

MPS 260 MODULAR

MPS 260 base unit tool side

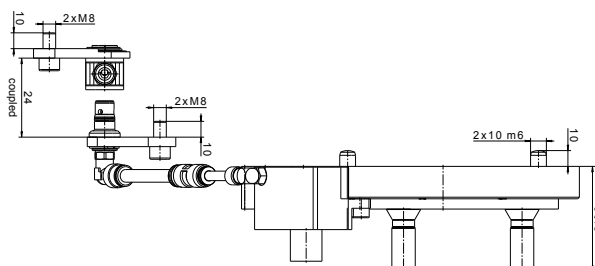
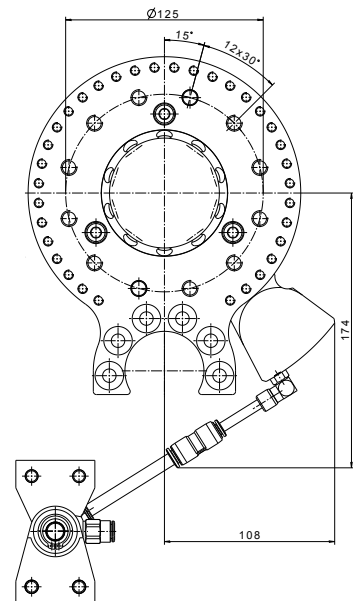
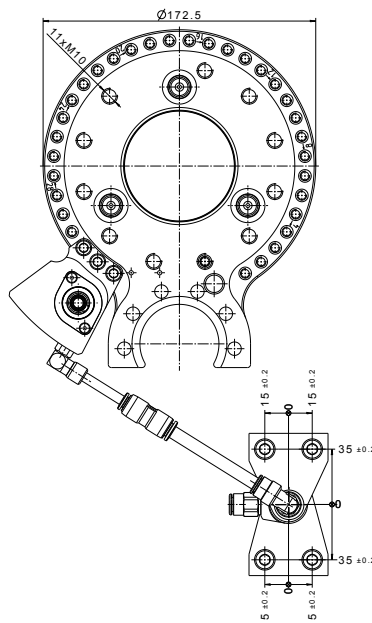
MPS 260TO

T



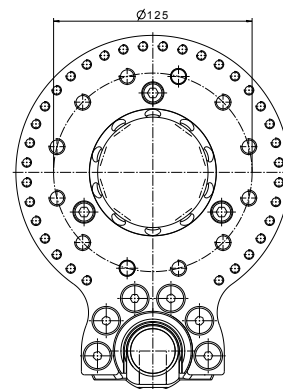
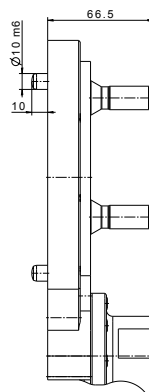
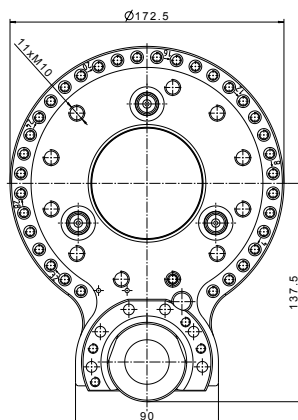
MPS 260TB

T



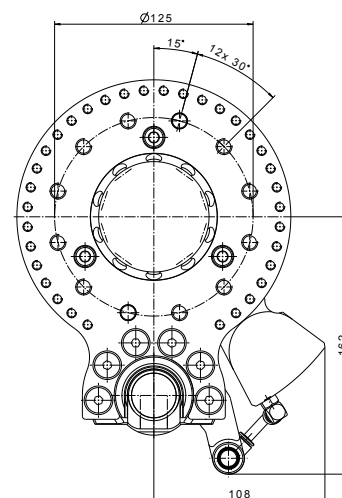
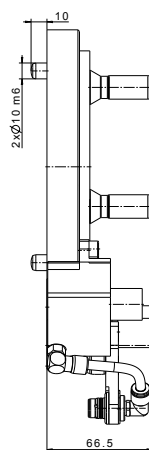
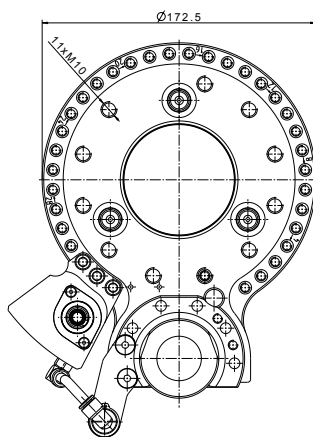
MPS 260TA

T



MPS 260TC

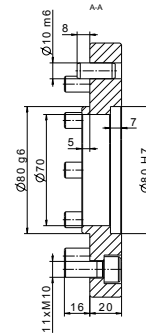
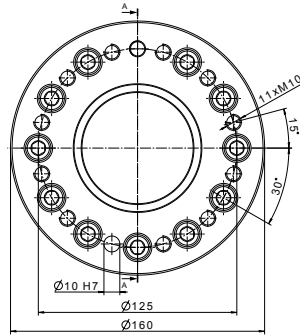
T



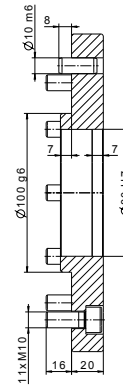
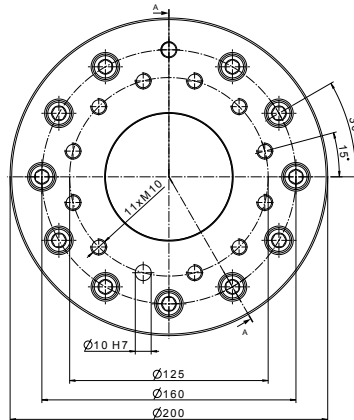
	Order no.	Pitch circle diameter (PCD)	Bending moment	Torsional moment	Docking hook	Safety module	Module order code
T	K81557665	Ø 125 mm	2000 Nm	2000 Nm	no	no	MPS260TO
T	K81557669	Ø 125 mm	2000 Nm	2000 Nm	no	yes	MPS260TB
T	K81557662	Ø 125 mm	2000 Nm	2000 Nm	yes	no	MPS260TA
T	K81557670	Ø 125 mm	2000 Nm	2000 Nm	yes	yes	MPS260TC

MPS 260 Robot adapter flange

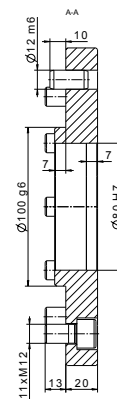
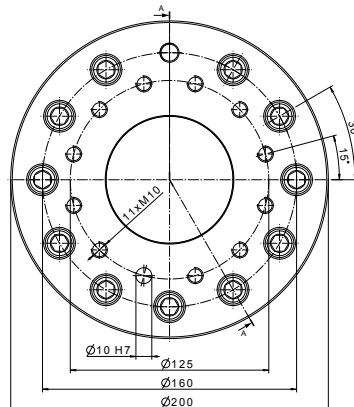
R



ill.1



ill.2



ill.3

	ill.	Order no.*	Adaption to	Zero offset
R	1	K81558258	ISO 9409-1-125-11-M10	0°
R	2	K81558259	ISO 9409-1-160-11-M10	15°
R	3	K81558260	ISO 9409-1-160-11-M12	15°

* including mounting material.

MPS 260 Accessories

Robot side mounting kit



Order no.	Pitch diameter	Mounting materials	Locating pin
K81560779	Ø 125 mm	(11x) M10x40	(1x) 10/24

Emergency release



Order no.	Description
K81558229	Tool for emergency release

Teaching aid



Order no.	Description
K81557699	Teaching aid for the robot tool change system
K81557692	Storage case including teaching aid for the robot tool change system

MPS 260 – Tool stand

Flexibility and efficiency due to integrated tool storage

The tool stand is consistent with Stäubli’s modular tool changer concept. Its individual components are designed to provide maximum scope for flexibility.

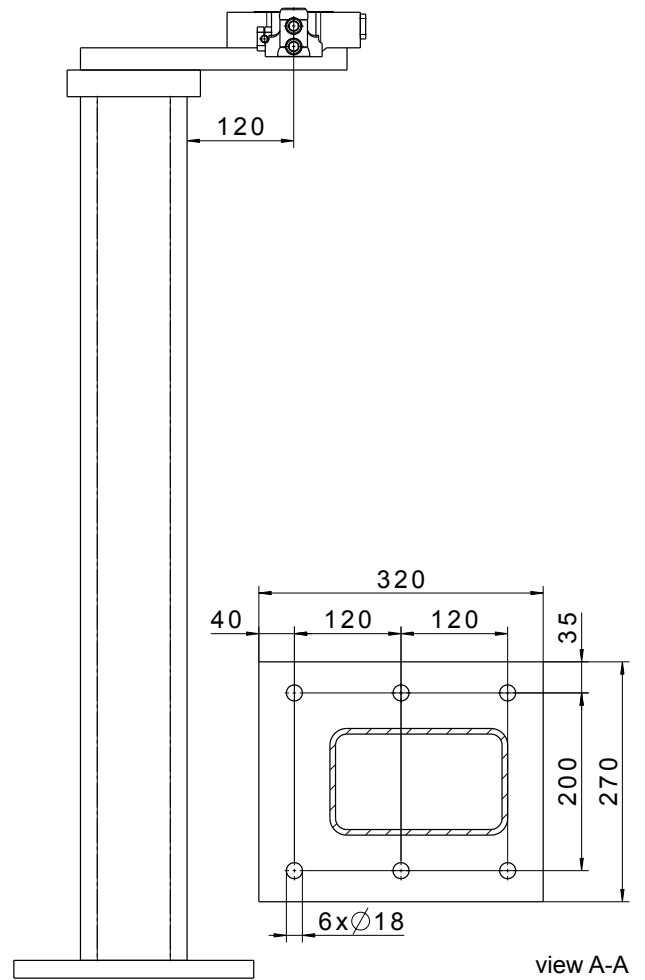
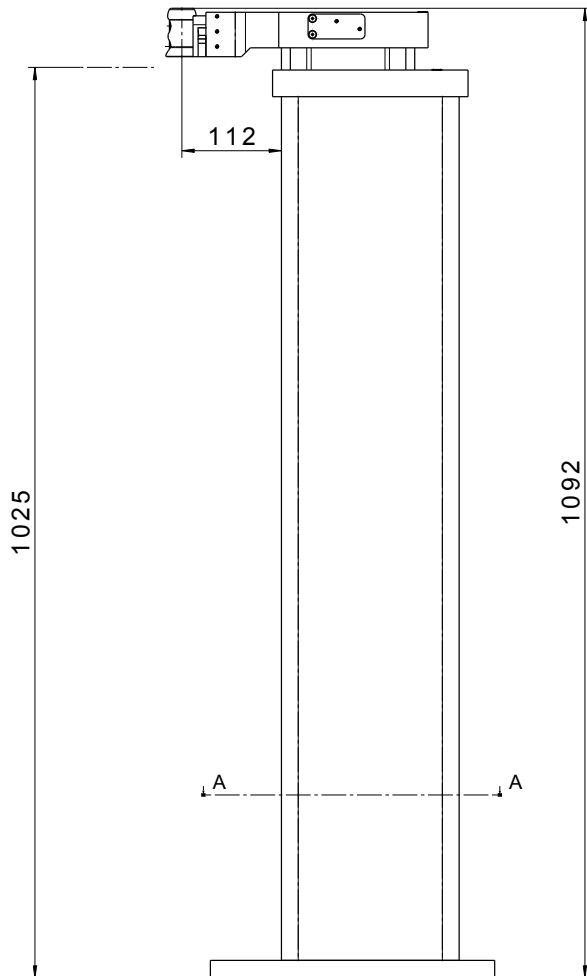
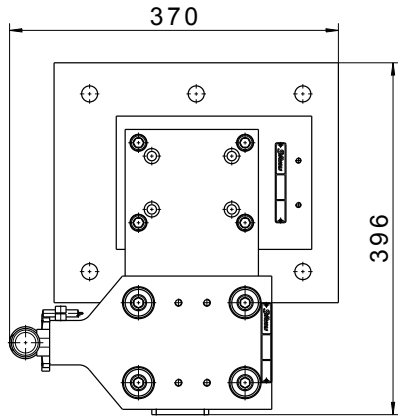
- Flexibility: the separate system components allow you to compile your own individual storage solutions.
- Optimisation: the complete systems are already dimensioned and calibrated for tool weights.
- Performance Level d, Category 3-compliant: the optional Active Docking System with self-contained compressed air circuit ensures that tool locking and unlocking can only take place at the tool stand.
- Longevity: the floating bearing of the docking pin holds the tool in the vertical storage position and minimises the load on the components.
- Function protection: a protective cover prevents any particles from getting into the transfer module couplings and connectors.



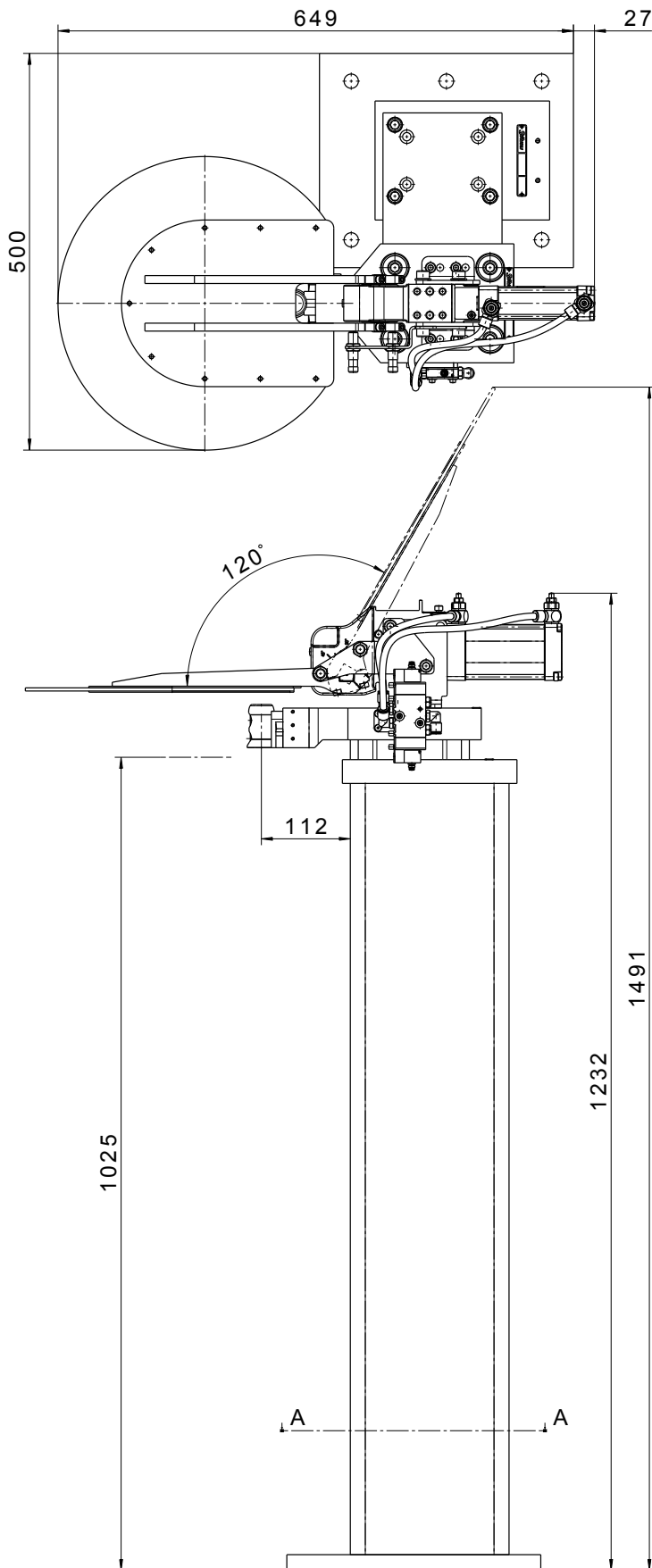
Contact us for individual solutions or custom designs.

Tool stand base	Positioning plate	Tool stand upper part	Protective cover	Sensors/ connection	Valve/ connection	Order no.	ill.
H = 1000 mm	with	without Active Docking	without	1x PNP/ 1x M12	without	MPS260DA-OP01-UP03-0000	1
				1x NPN/ 1x M12	without	MPS260DA-OP01-UP07-0000	-
			with	3x PNP/ 3x M12	1x M8	MPS260DA-OP01-UP03-PC02	2
				3x NPN/ 3x M12	1x M8	MPS260DA-OP01-UP07-PC04	-
H = 1000 mm	with	with Active Docking	without	1x PNP/ 1x M12	1x M8	MPS260DA-OP01-UP04-0000	-
				1x NPN/ 1x M12	1x M8	MPS260DA-OP01-UP08-0000	-
			with	3x PNP/ 3x M12	2x M8	MPS260DA-OP01-UP04-PC02	-
				3x NPN/ 3x M12	2x M8	MPS260DA-OP01-UP08-PC04	-
H = 1000 mm	without	without Active Docking	without	1x PNP/ 1x M12	without	MPS260DA-0000-UP03-0000	3
				1x NPN/ 1x M12	without	MPS260DA-0000-UP07-0000	-
			with	3x PNP/ 3x M12	1x M8	MPS260DA-0000-UP03-PC02	4
				3x NPN/ 3x M12	1x M8	MPS260DA-0000-UP07-PC04	-
H = 1000 mm	without	with Active Docking	without	1x PNP/ 1x M12	1x M8	MPS260DA-0000-UP04-0000	-
				1x NPN/ 1x M12	1x M8	MPS260DA-0000-UP08-0000	-
			with	3x PNP/ 3x M12	2x M8	MPS260DA-0000-UP04-PC02	-
				3x NPN/ 3x M12	2x M8	MPS260DA-0000-UP08-PC04	-

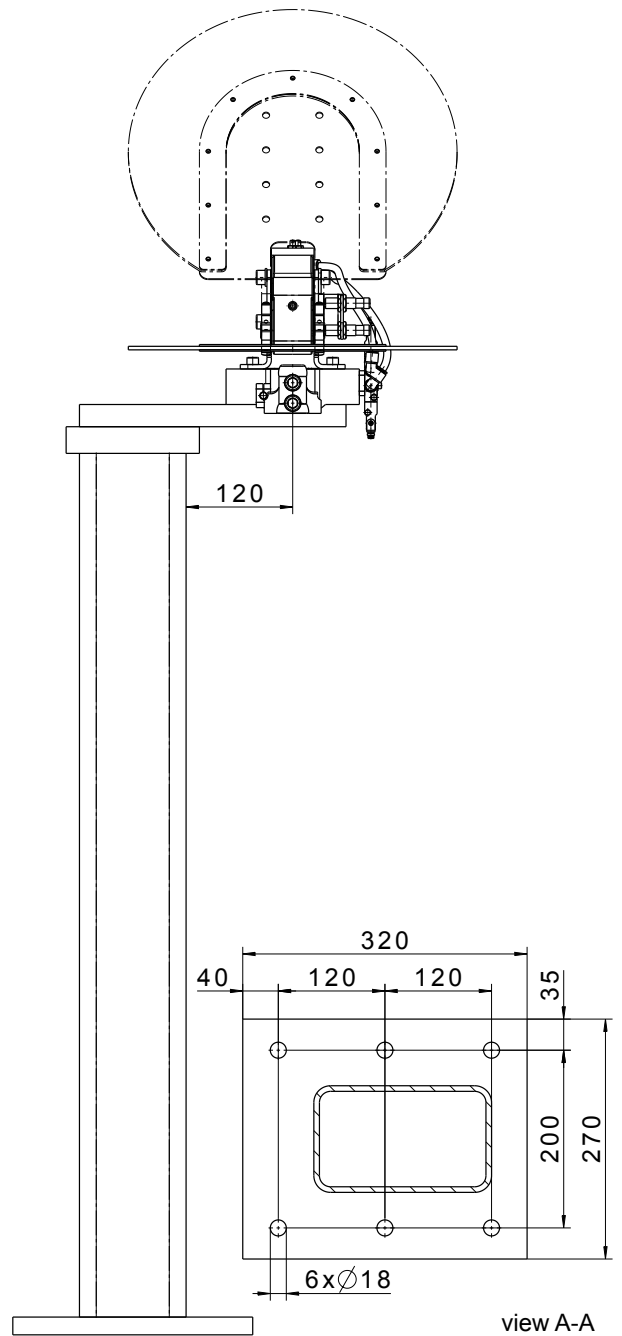
iii.1



MPS 260 TOOL STAND

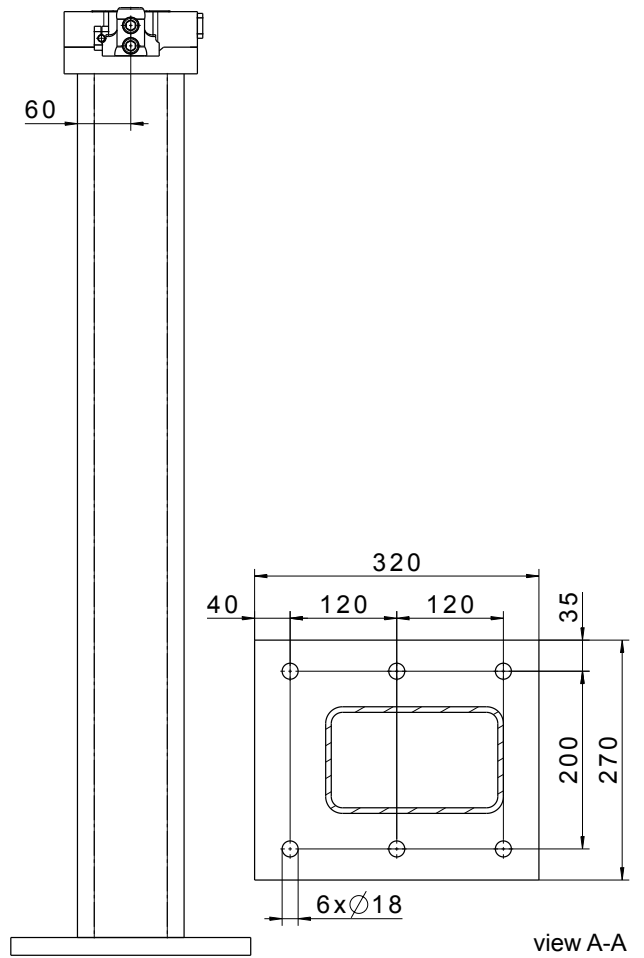
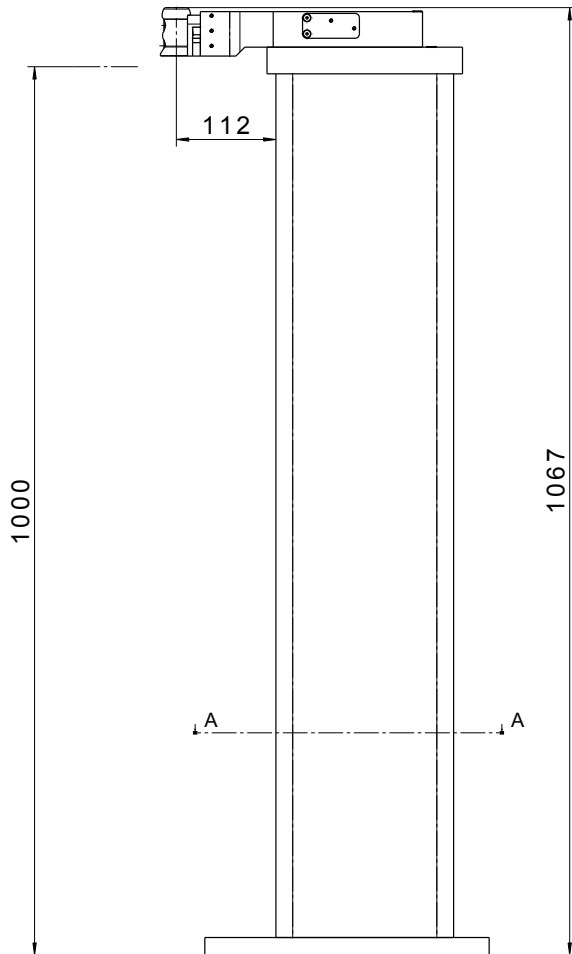
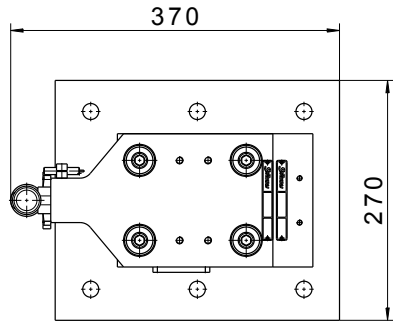


iii.2

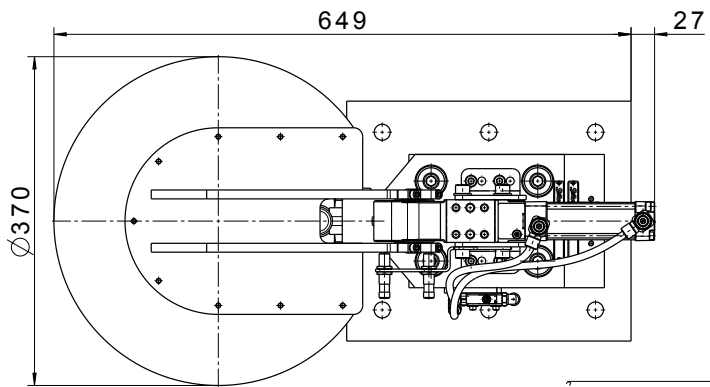


view A-A

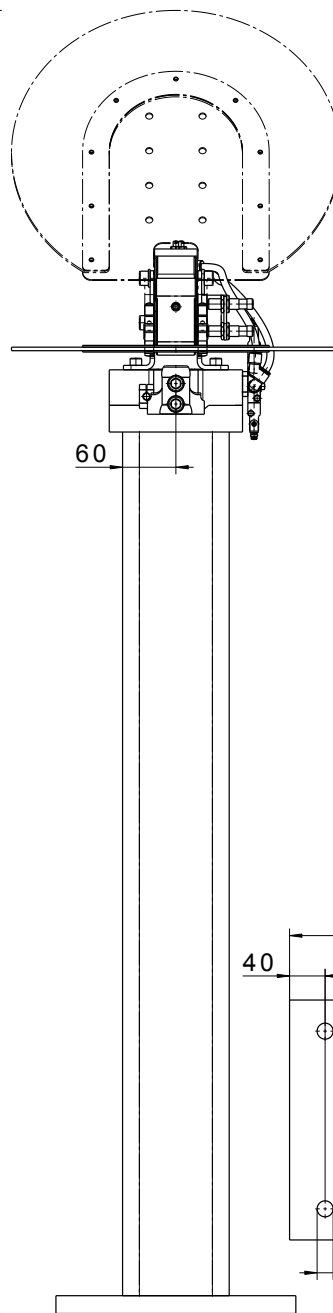
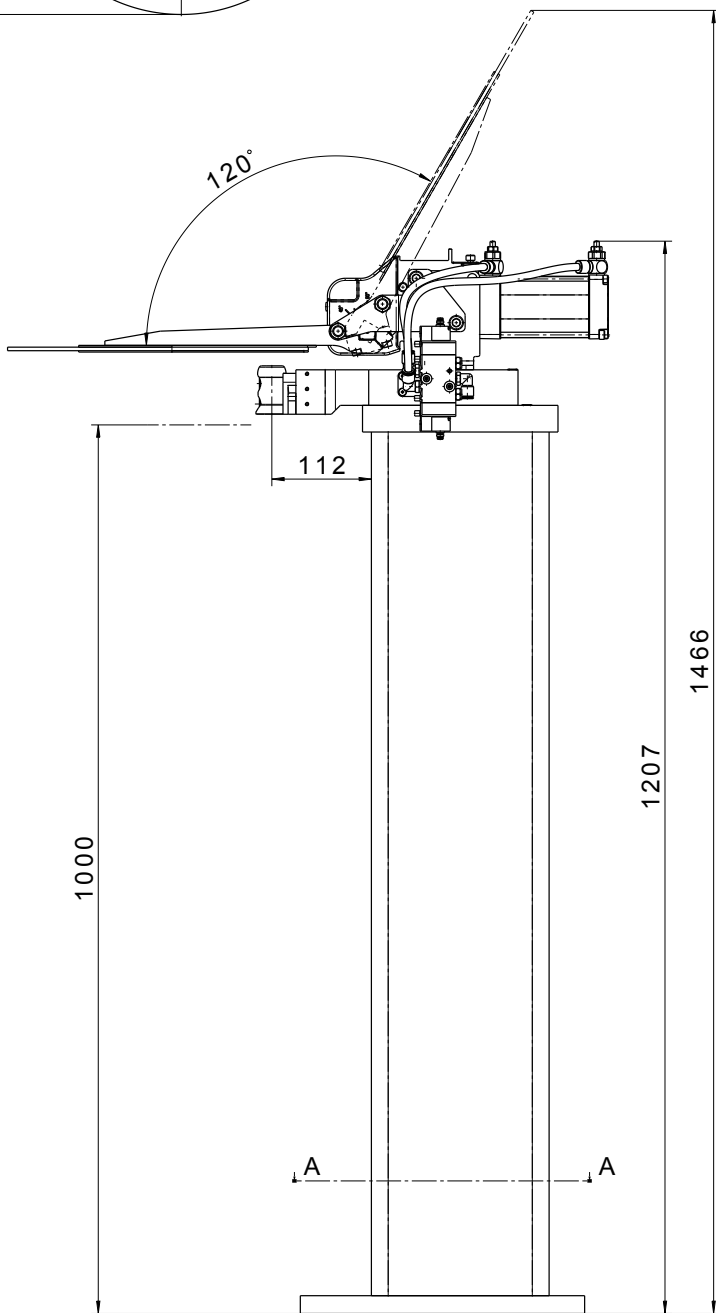
iii.3



MPS 260 TOOL STAND

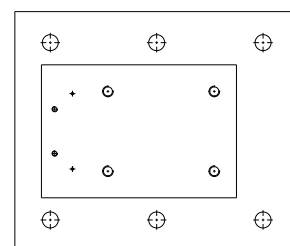
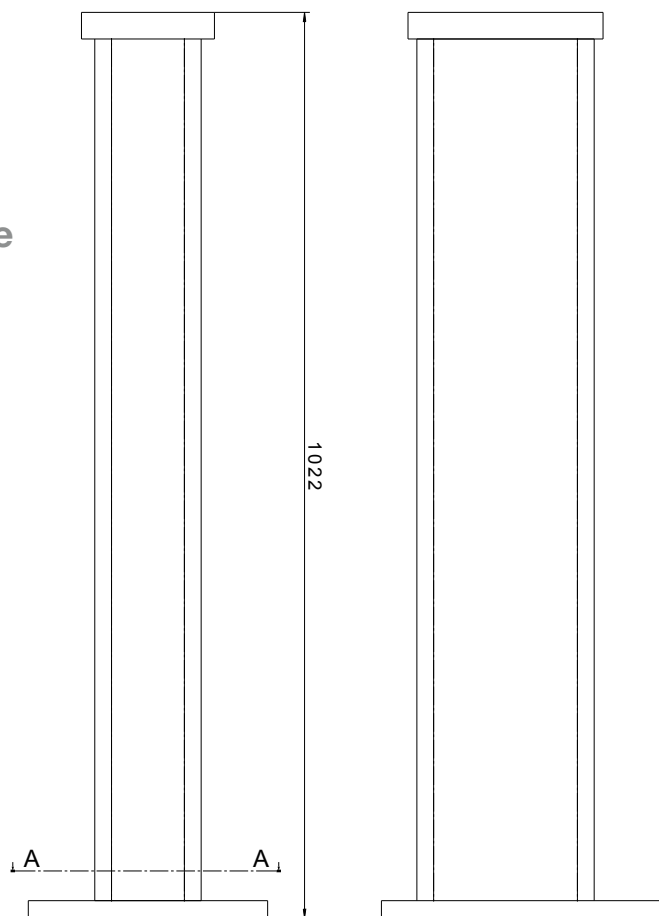


iii.4

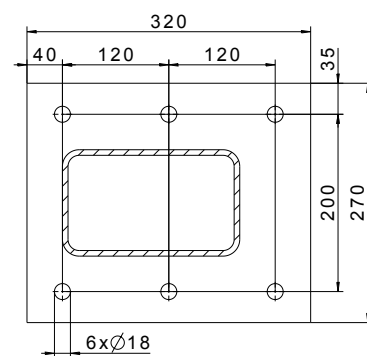


view A-A

Tool stand base

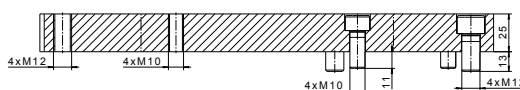


view A-A

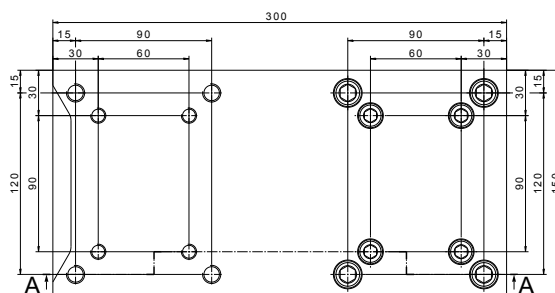


Order no	Description	Module order code
K81904350	Tool stand base H = 1000 mm, RAL 9003	MPS260DA

Positioning plate



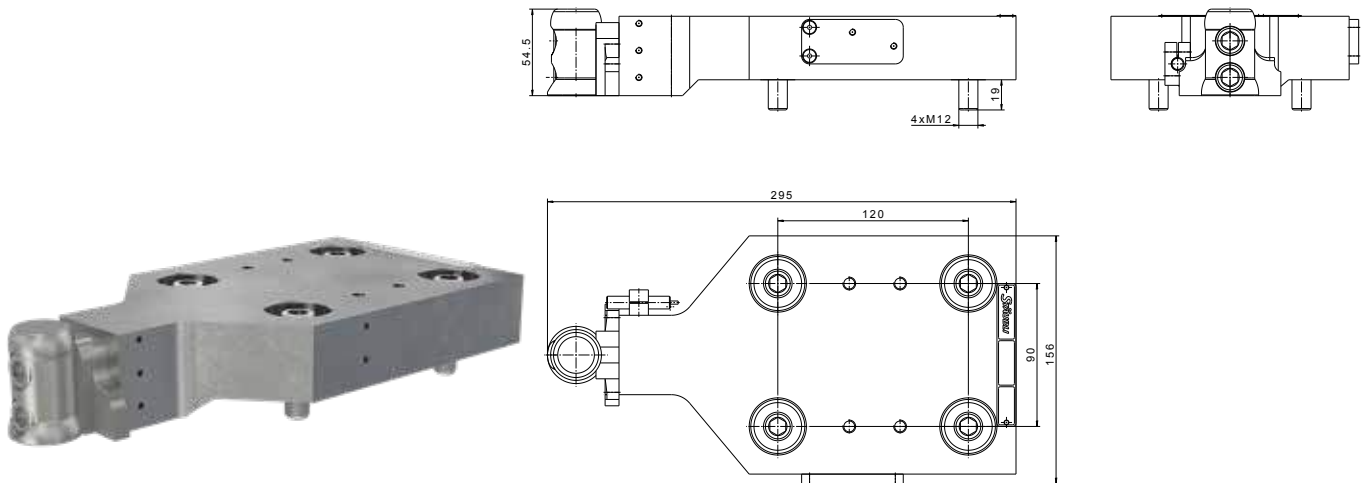
view A-A



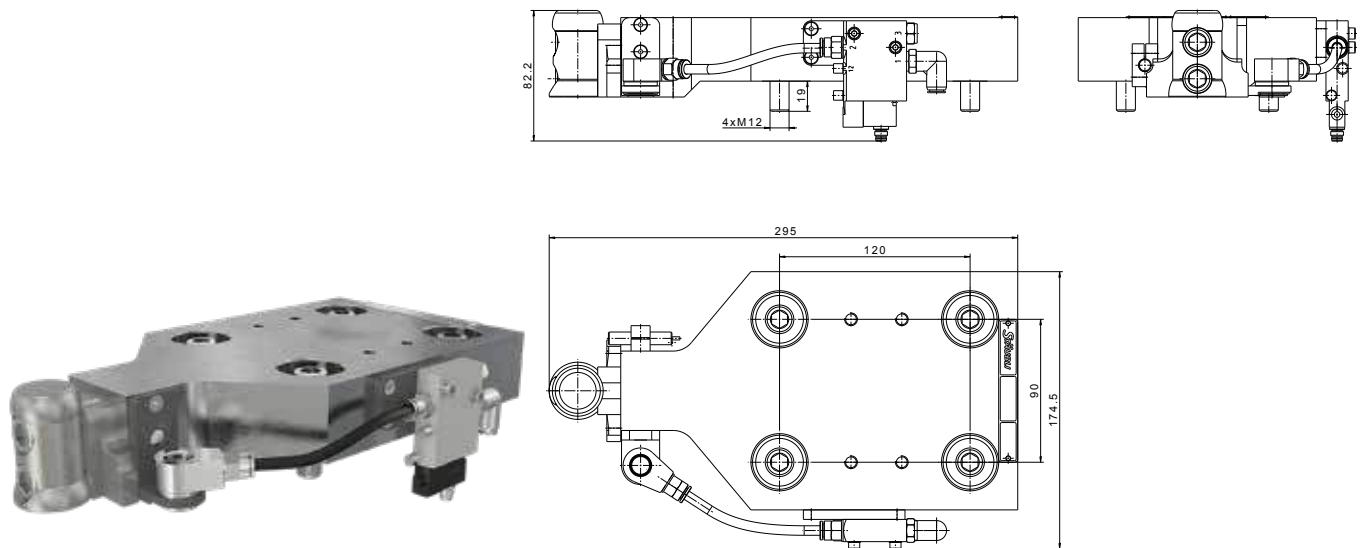
Order no	Description	Module order code
K81565881	Positioning plate for expanding the storage options, includes mounting materials	OP01

MPS 260 TOOL STAND

Tool stand upper part

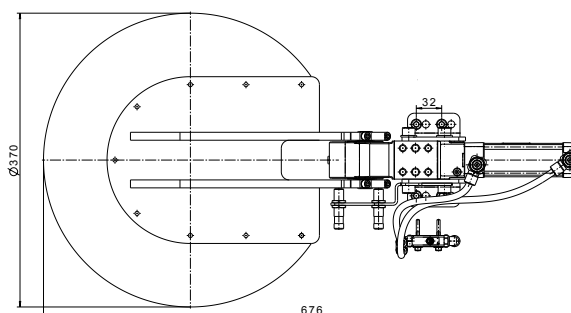

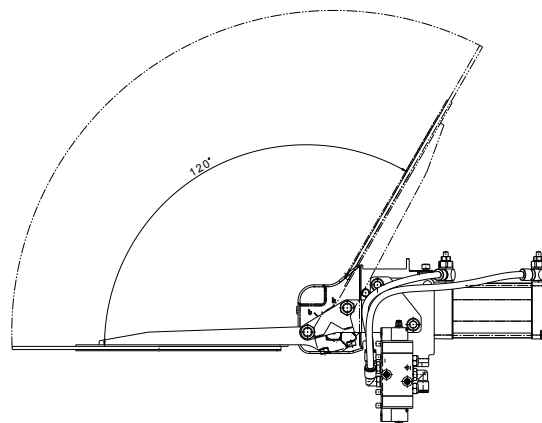
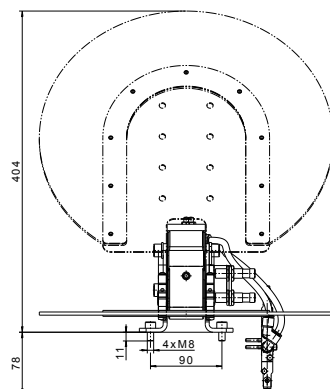


Order no.	Description	Sensors/ connection	Module order code
K86500908	Tool stand upper part, includes mounting materials	1x PNP/ 1x M12	UP03
K86500914		1x NPN/ 1x M12	UP07



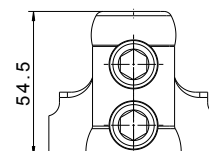
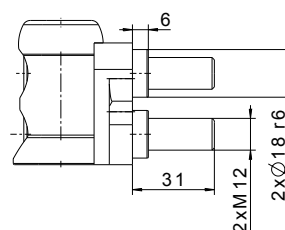
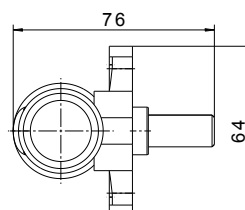
Order no.	Description	Sensors/ connection	Valve/ connection	Module order code
K86500903	Tool stand upper part with Active Docking, includes mounting materials	1x PNP/ 1x M12	1x M8	UP04
K86500915		1x NPN/ 1x M12	1x M8	UP08

Protective cover



Order no.	Description	Sensors/ connection	Valve/ connection	Module order code
K81562434	Protective cover for harsh working environments; RAL 1004, includes mounting materials	PNP/M12	1x M8	PC02
K81562436		NPN/M12	1x M8	PC04

Accessories



Order no.	Description
K81560450	Docking pin for self-assembly, includes mounting materials

MPS 130/260 TRANSFER MODULE

Transfer modules for your production technology

Fluid, pneumatic and vacuum connectors



from page 68 onwards

Ground pin module for shielding and earth connection



from page 72 onwards

Primary circuit module for welding power transmission



from page 73 onwards

MultiDNet electrical module for signal and servo power transmission



from page 74 onwards

Active Docking safety module Performance Level d, Category 3

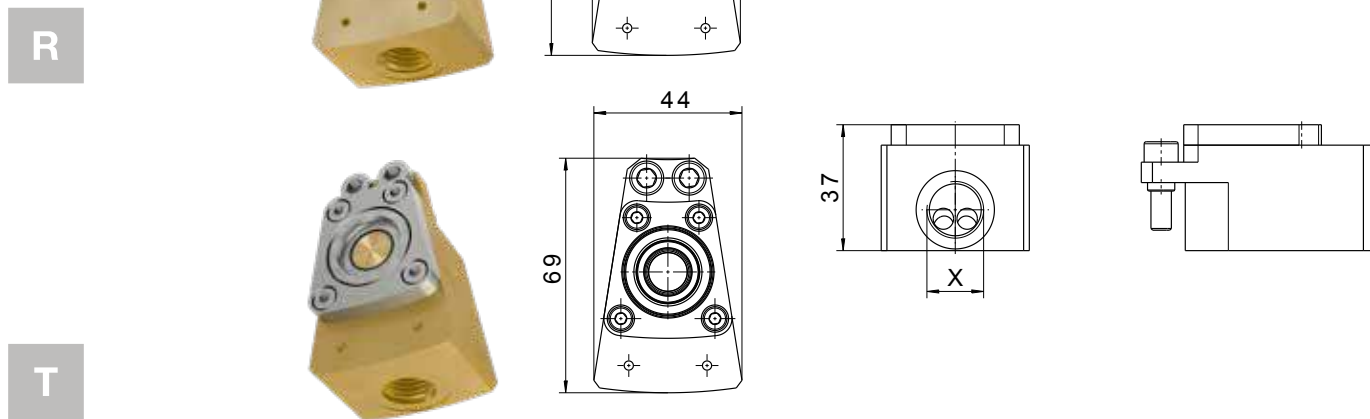


from page 82 onwards

SPM 08 transfer module for fluids and pneumatics

Technical description

- clean-break technology for safe, leak-free media transfer
- no contamination of the workplace, no ingress of air into the media circuits
- cartridge system (Quick Change Inserts) for fast and easy maintenance
- large volume flows, low flow resistance



	Order no.	Nominal width	Circuits	Valve	Pressure (max.)	Flow rate	Connection (x)	Module order code
R	K81565679	8 mm	1	Double-sided Clean-Break	1.6 MPa	15 l/min* 131 Nm ³ /h**	G 3/8 Inner thread	WA
T	K81565680							
R	K81560810	8 mm	1	Double-sided Clean-Break	1.6 MPa	15 l/min* 131 Nm ³ /h**	NPT 3/8 Inner thread	WF
T	K81560811							
R	K81560808	8 mm	1	Double-sided Clean-Break	1.6 MPa	15 l/min* 131 Nm ³ /h**	Rc 3/8 Inner thread	WK
T	K81560809							

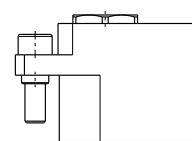
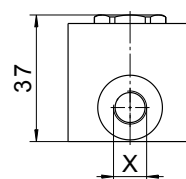
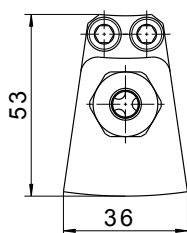
* for liquids, ** for gases.

RMK 06 transfer module for pneumatics

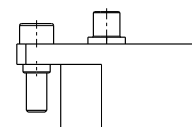
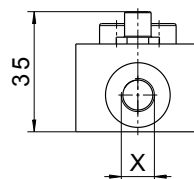
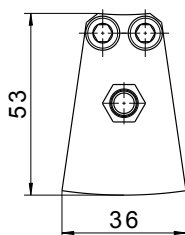
Technical description

- quick and easy replacement of the couplings
- large volume flows, low flow resistance
- extremely robust design guaranteeing a high number of mating cycles

R



T



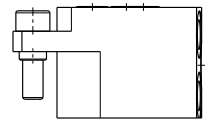
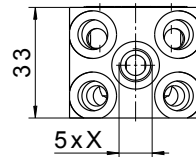
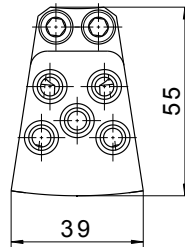
	Order no.	Nominal width	Circuits	Valve	Pressure (max.)	Flow rate	Connection (x)	Module order code
R	K81560467	6 mm	1	One-sided	1.0 MPa	25 Nm ³ /h	G 1/8 Inner thread	WB
T	K81560468			Free passage				
R	K81560814	6 mm	1	One-sided	1.0 MPa	25 Nm ³ /h	NPT 1/8 Inner thread	WG
T	K81560815			Free passage				
R	K81560812	6 mm	1	One-sided	1.0 MPa	25 Nm ³ /h	Rc 1/8 Inner thread	WL
T	K81560813			Free passage				

FTM transfer modules for pneumatics and vacuum

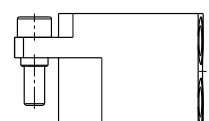
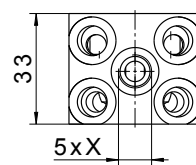
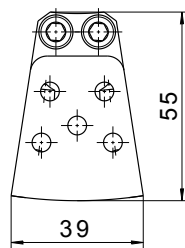
Technical description

- free passage guarantees high volume flows with low flow resistance
- suitable for the transfer of up to 90% vacuum
- extremely robust design guaranteeing a high number of mating cycles

R

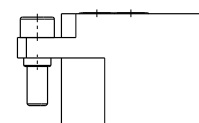
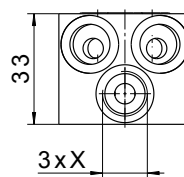
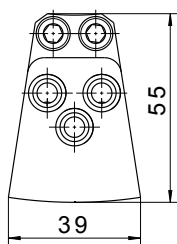


T

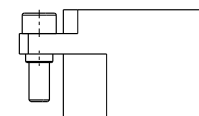
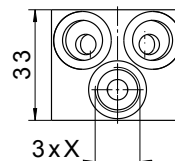
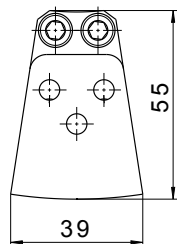


	Order no	Nominal width	Circuits	Valve	Pressure (max.)	Flow rate	Connection (x)	Module order code
R	K81565746	5.5 mm	5	Free passage	1.0 MPa	36.94 Nm ³ /h	G 1/8 Inner thread	WC
T	K81565747							
R	K81560818	5.5 mm	5	Free passage	1.0 MPa	36.94 Nm ³ /h	NPT 1/8 Inner thread	WH
T	K81560819							
R	K81560816	5.5 mm	5	Free passage	1.0 MPa	36.94 Nm ³ /h	Rc 1/8 Inner thread	WM
T	K81560817							

R



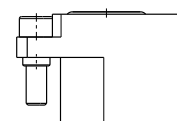
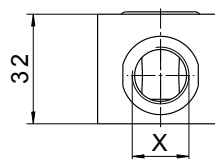
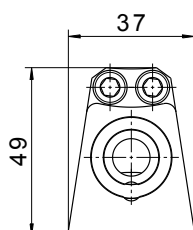
T



	Order no	Nominal width	Circuits	Valve	Pressure (max.)	Flow rate	Connection (x)	Module order code
R	K81560806	6 mm	3	Free passage	1.0 MPa	43.97 Nm ³ /h	G 1/4 Inner thread	WD
T	K81560807							
R	K81560822	6 mm	3	Free passage	1.0 MPa	43.97 Nm ³ /h	NPT 1/4 Inner thread	WJ
T	K81560823							
R	K81560820	6 mm	3	Free passage	1.0 MPa	43.97 Nm ³ /h	Rc 1/4 Inner thread	WO
T	K81560821							

R

T



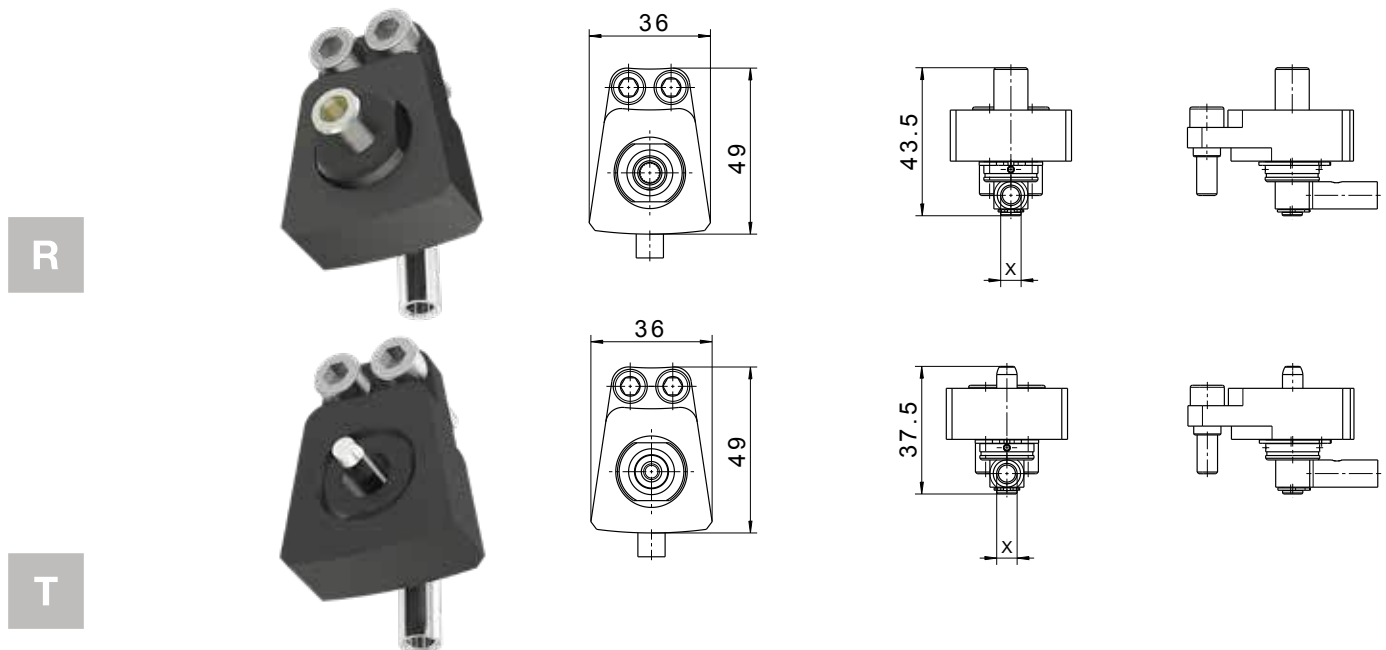
	Order no	Nominal width	Circuits	Valve	Pressure (max.)	Flow rate	Connection (x)	Module order code
R	K81565682	11 mm	1	Free passage	1.0 MPa	215.02 Nm ³ /h	G 3/8 Inner thread	WE
T								
R	K81560825	11 mm	1	Free passage	1.0 MPa	215.02 Nm ³ /h	NPT 3/8 Inner thread	WI
T								
R	K81560824	11 mm	1	Free passage	1.0 MPa	215.02 Nm ³ /h	Rc 3/8 Inner thread	WN
T								

MPS 130/260 TRANSFER MODULE

Ground pin module for shielding and earth connection

Technical description

- excellent power transmission with patented Stäubli MULTILAM technology
- Stäubli “Floating Contact Technology” guarantees wear-free connections
- low weight



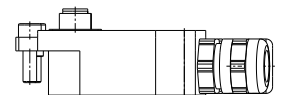
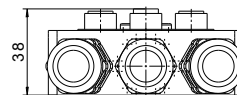
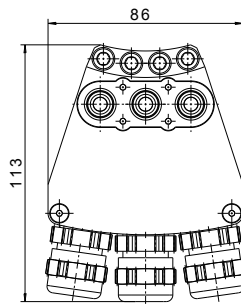
	Order no.	Transmission poles	Voltage/current	Cable cross-section	Connection (x)	Module order code
R	K81565744	1	55VAC/75A	10 mm ²	crimp barrel	MQ
T	K81565745					

MGK2 Primary circuit module for welding power transmission

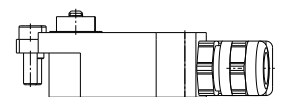
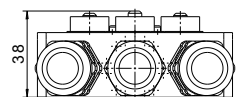
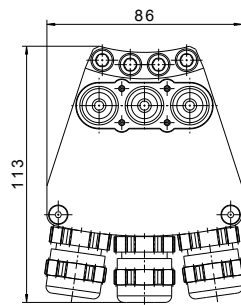
Technical description

- excellent power transmission with patented Stäubli MULTILAM technology
- suitable for high frequency transmission of up to 10 kHz with HF cables
- optional quick-change contact insert for fast and simple changes without rewiring
- Stäubli “Floating Contact Technology” guarantees wear-free connections
- protection class: IP 65 (in a coupled state)

R



T



	Order no.	Transmission poles	Voltage/current	Cable cross-section	Screw	Clamping range	Module order code
R	K81565882	2+PE	1000VAC/135A	16 mm ² /22 mm ² (4AWG)/25 mm ²	3x M20	6-12 mm	WPAA
T	K81565883						

MPS 130/260 TRANSFER MODULE

MultiDNet electrical module for signal and servo power transmission

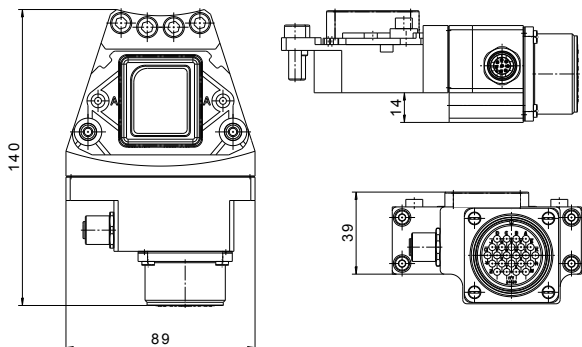
Technical description

- different modules for servo and signal version
- excellent power transmission with patented Stäubli MULTILAM technology
- robust contact technology
- protection class: IP 65 (in a coupled state)
- excellent shielding technology for secure data and power transmission

Signal transmission and docking signals

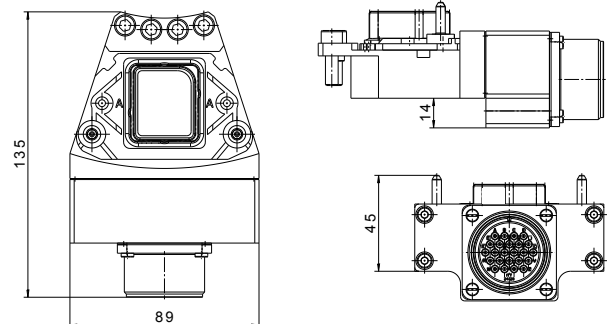
iii.1

R



iii.2

T



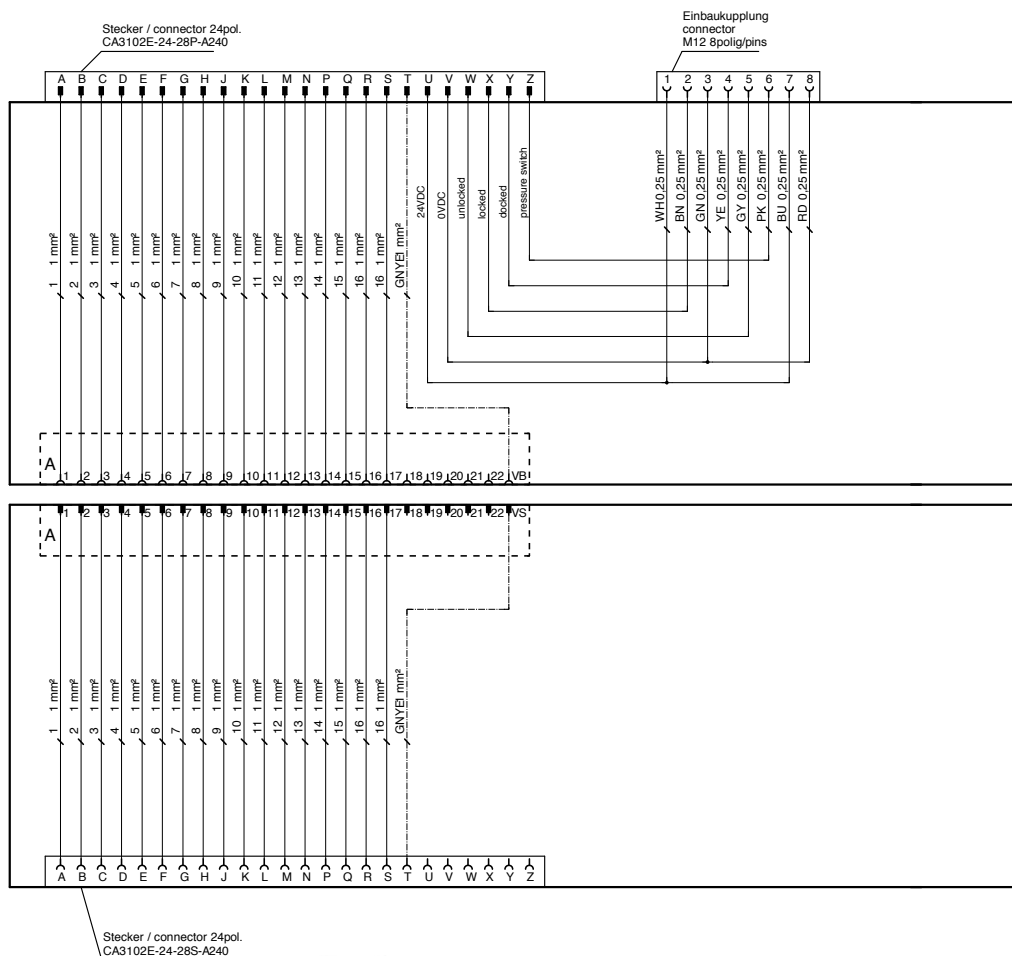
Wiring plan

ill.1

R

ill.2

T



	Order no.	Transmission poles	Voltage/current (max.)	Connection*	Module order code	ill.
R	K81451266	18 + dock signal	60VDC/30VAC - 7.5A	CA3102E-24-28P	ECAI	1
T	K81451267	18	60VDC/30VAC - 7.5A	CA3102E-24-28S		2

* ITT Cannon, Amphenol and DDK are standardised connectors and plug-compatible.

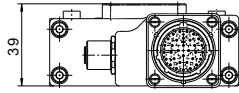
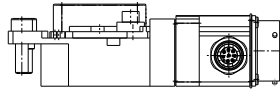
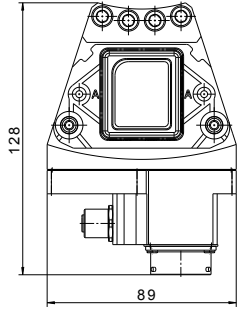
Accessories for connectors

	Order no.	Mating connector	Connection	Suitable for
R	B27597976	straight cable output	CA3106E-24-28S-A240-F137	ECAI
R	B27597978	90° cable output	CA3108E-24-28S-A240-F137	
T	B27597977	straight cable output	CA3106E-24-28P-A240-F137	
T	B27597979	90° cable output	CA3108E-24-28P-A240-F137	

MPS 130/260 TRANSFER MODULE

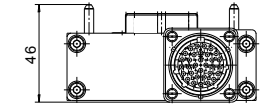
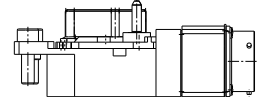
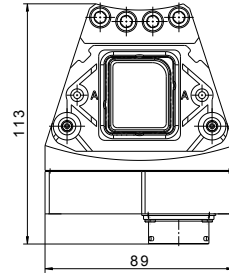
iii.3

R



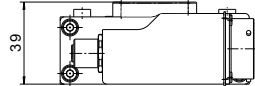
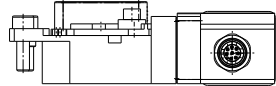
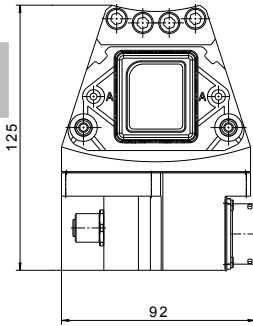
iii.4

T



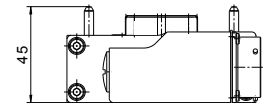
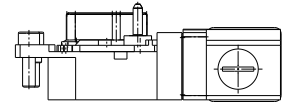
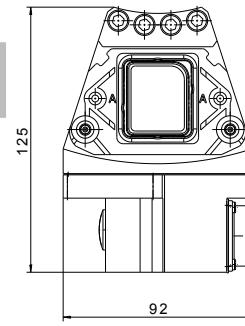
iii.5

R



iii.6

T



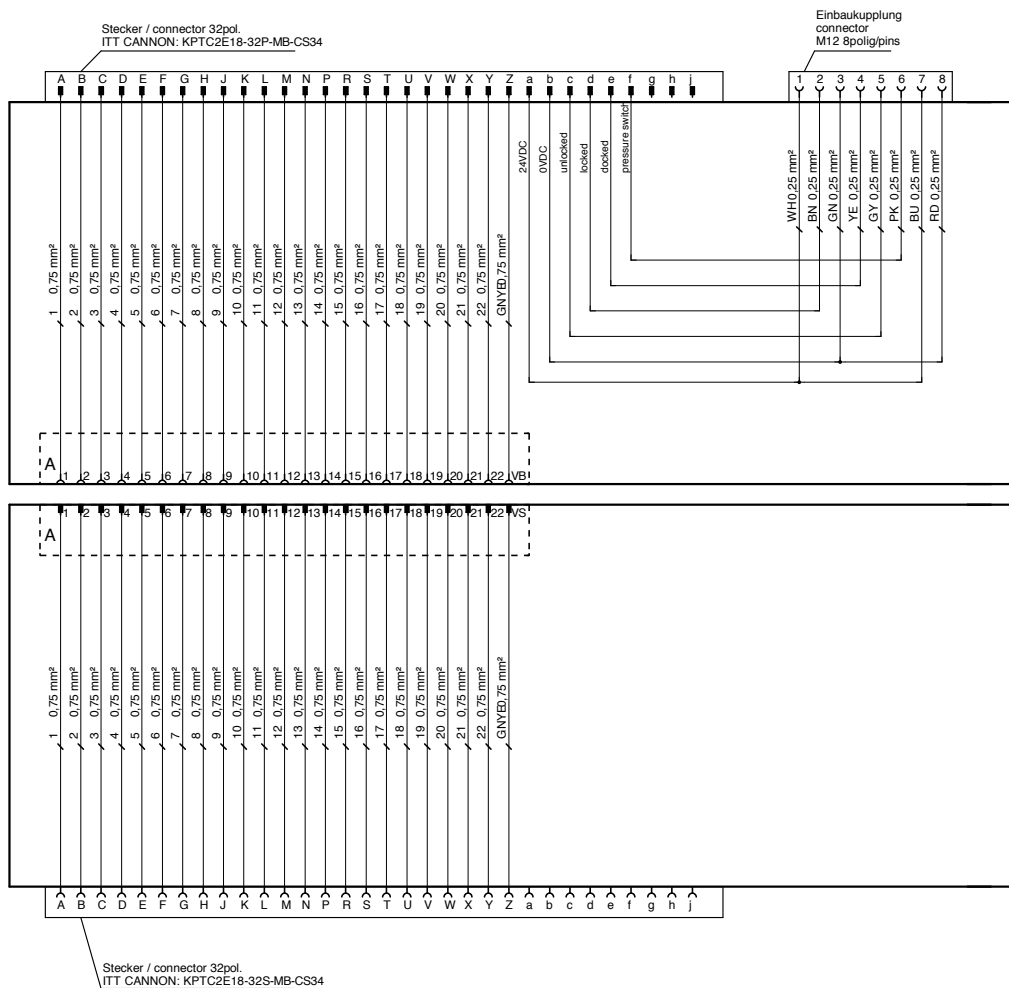
Wiring plan

ill.3+5

R

ill.4+6

T



	Order no.	Transmission poles	Voltage/current (max.)	Connection*	Module order code	ill.
R	K81451174	23 + dock signal	60VDC/30VAC - 7.5A	KPT2E18-32P	ECAB	3
T	K81451010	23	60VDC/30VAC - 7.5A	KPT2E18-32S		4
R	K81451231	23 + dock signal	60VDC/30VAC - 7.5A	KPT2E18-32P	ECAE	5
T	K81451232	23	60VDC/30VAC - 7.5A	KPT2E18-32S		6

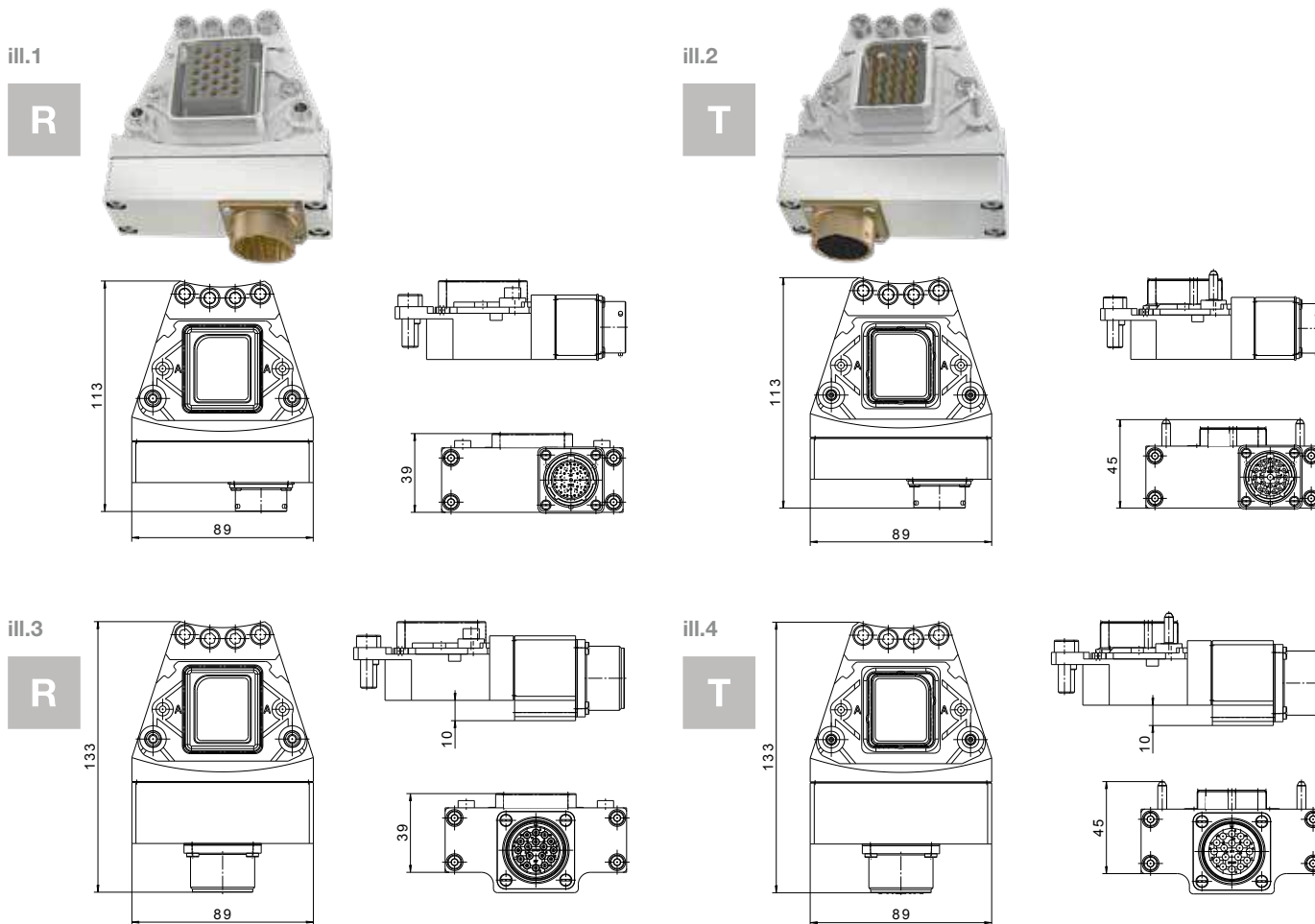
* ITT Cannon, Amphenol and DDK are standardised connectors and plug-compatible.

Accessories for connectors

	Order no.	Mating connector	Connection	Suitable for
R	B27597734	straight cable output	KPTC6F18-32S-MB-CS34	ECAB und ECAE
R	B27597735	90° cable output	KPTC8F18-32S-MB-CS34	
T	B27597737	straight cable output	KPTC6F18-32P-MB-CS34	
T	B27597738	90° cable output	KPTC8F18-32P-MB-CS34	

MPS 130/260 TRANSFER MODULE

Signal transmission



	Order no.	Transmission poles	Voltage/current (max.)	Connection*	Module order code	ill.
R	K81451007	23	60VDC/30VAC - 7.5A	KPT2E16-23P	ECAA	1
T	K81451008			KPT2E16-23S		2
R	K81451264	17	60VDC/30VAC - 7.5A	CA3102E-20-29P	ECAD	3
T	K81451265			CA3102E-20-29S		4

* ITT Cannon, Amphenol and DDK are standardised connectors and plug-compatible.


Accessories for connectors

	Order no.	Mating connector	Connection	Suitable for
R	B27597727	straight cable output	KPTC6F16-23S-MB-CS34	ECAA
R	B27597728	90° cable output	KPTC8F16-23S-MB-CS34	
T	B27597731	straight cable output	KPTC6F16-23P-MB-CS34	
T	B27597732	90° cable output	KPTC8F16-23P-MB-CS34	
R	B27597972	straight cable output	CA3106E-20-29S-A240-F137	ECAD
R	B27597974	90° cable output	CA3108E-20-29S-A240-F137	
T	B27597973	straight cable output	CA3106E-20-29P-A240-F137	
T	B27597975	90° cable output	CA3108E-20-29P-A240-F137	

Wiring plan


iii.1

R



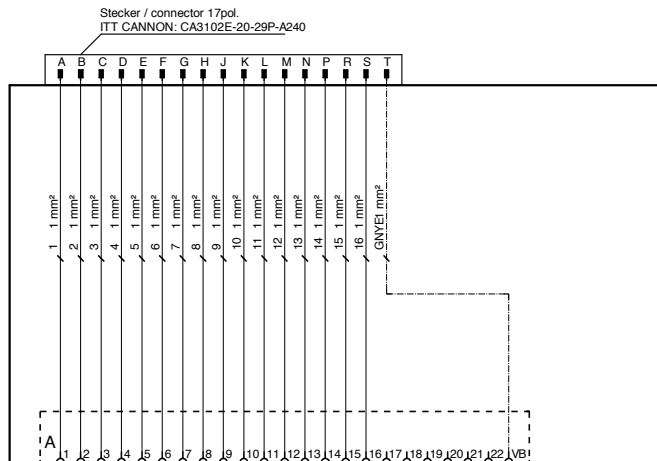
iii.2

T



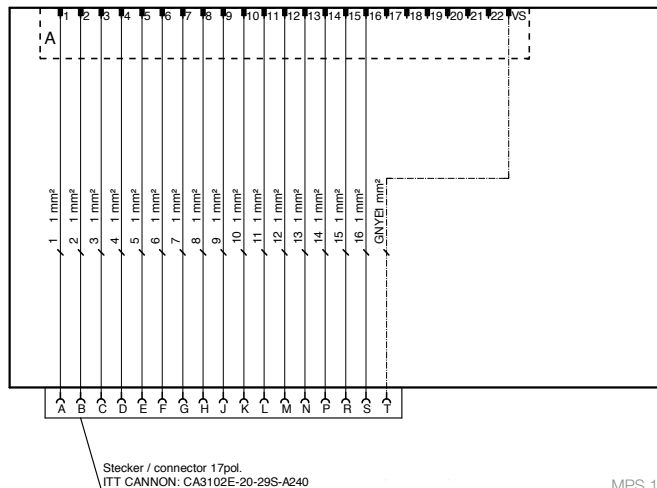
iii.3

R



iii.4

T

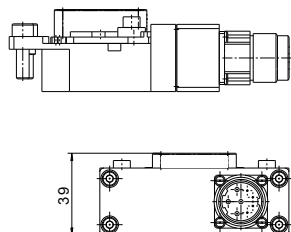
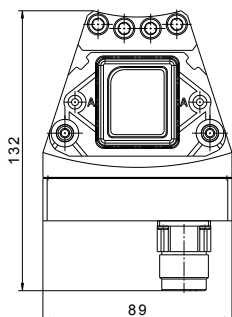


MPS 130/260 TRANSFER MODULE

Servo power transmission

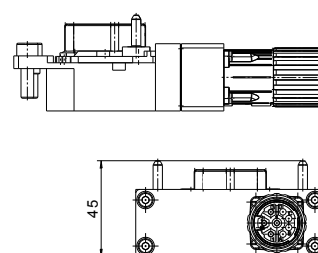
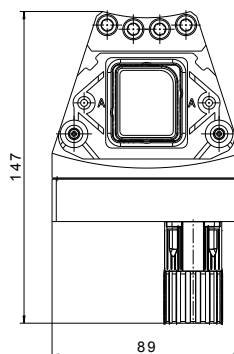
ill.1

R



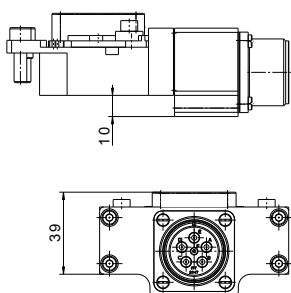
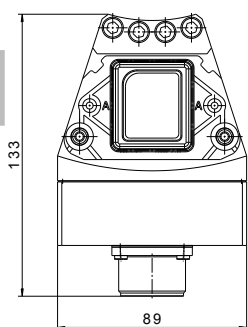
ill.2

T



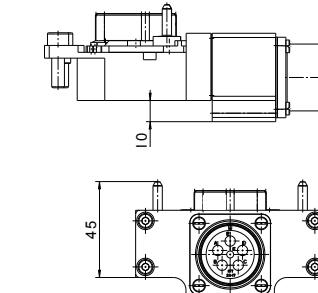
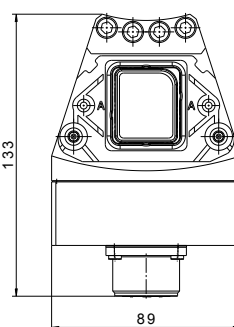
ill.3

R



ill.4

T



	Order no.	Transmission poles	Voltage/current (max.)	Connection*	Module order code	ill.
R	K81451011	3+PE+4	630VDC/30A - 250VAC/7A	B EG A 120 MR 11 00 0200 400	ECAC	1
T	K81451012			B DF A 108 FR 05 00 0150 000		2
R	K81451268	3+PE+2	630VDC/30A - 250VAC/7A	CA3102E-20-17P	ECAAF	3
T	K81451269			CA3102E-20-17S		4

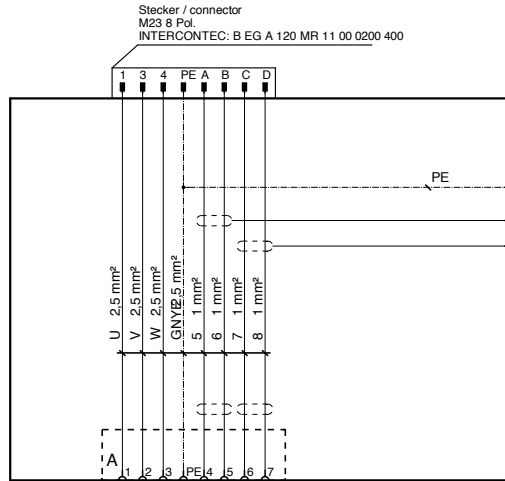
* ITT Cannon, Amphenol and DDK are standardised connectors and plug-compatible.

Accessories for connectors

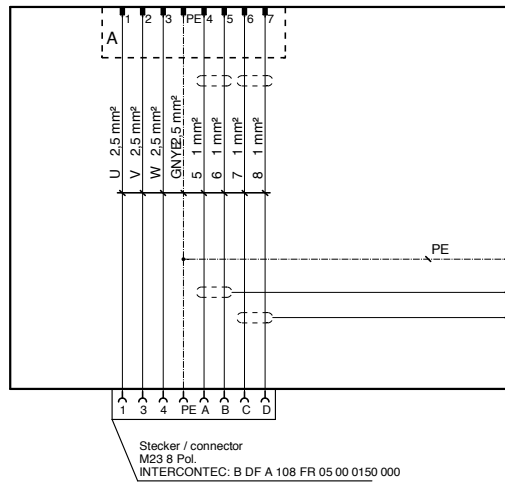
	Order no.	Mating connector	Connection	Suitable for
R	B27597360	straight cable output	B ST A 078 FR 05 42 0235 400	ECAC
T	B27597414	straight cable output	B KU A 199 MR 38 42 0200 000	
R	B27597980	straight cable output	CA3106E-20-17S-A240-F137	ECAAF
R	B27597982	90° cable output	CA3108E-20-17S-A240-F137	
T	B27597981	straight cable output	CA3106E-20-17P-A240-F137	
T	B27597983	90° cable output	CA3108E-20-17P-A240-F137	

Wiring plan

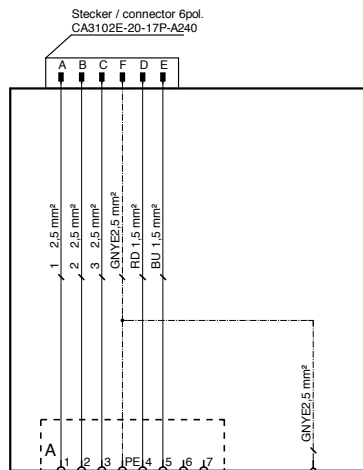
ill.1



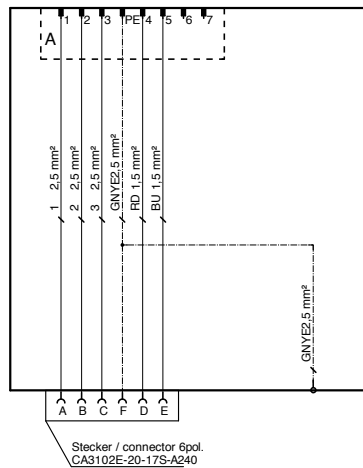
ill.2



ill.3



ill.4

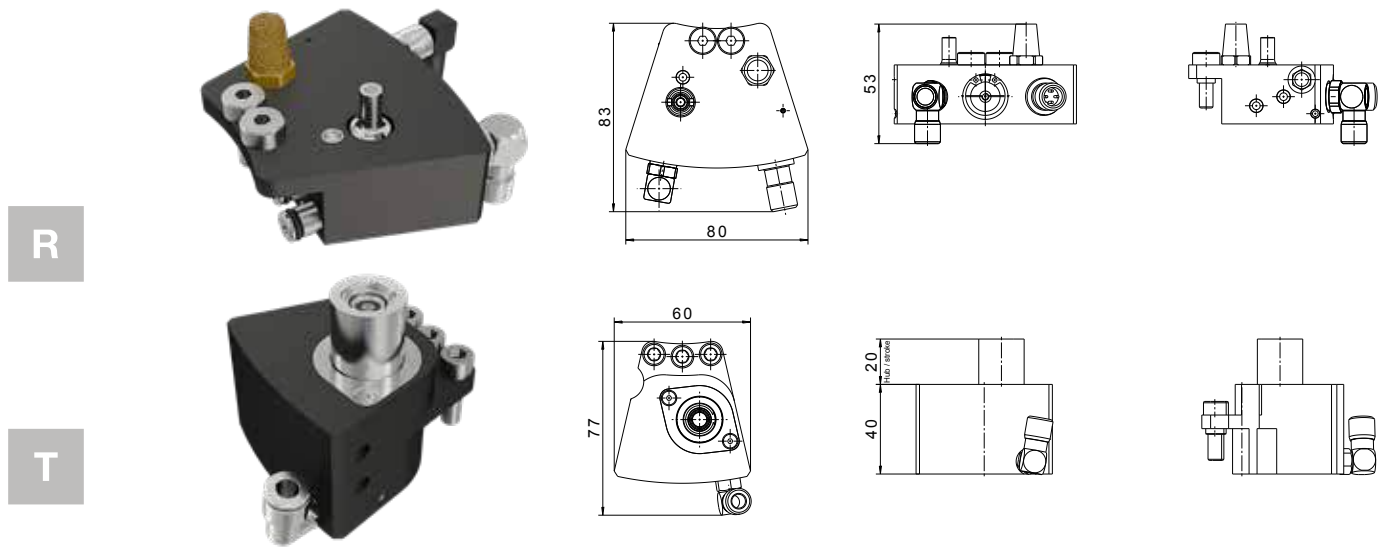


Active Docking Safety module

Performance Level d, Category 3

Technical description

- stand-alone system, independent of the bus system
- easy integration, lower system costs
- integrated pressure switch for locking pressure monitoring
- meets the safety requirements of Performance Level d, Category 3



	Order no.	Sensors/connection	Compressed air connection
R	K81560446	Pressure switch 4.5 bar/NO	Push-lock hose outer-Ø 6 mm
R	K81565847		
T	K81560447	none	NPN/ 1x M12

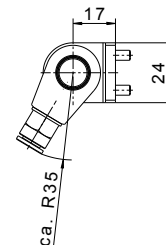
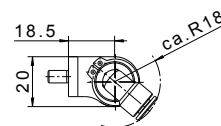
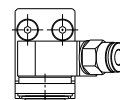
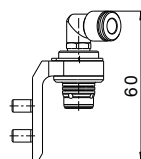
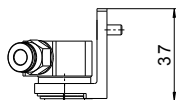
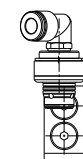
Transfer coupling MPS 130 tool stand

ill.1

T



ill.2



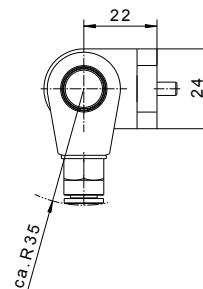
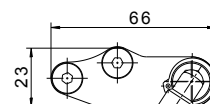
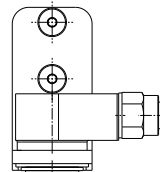
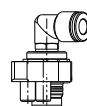
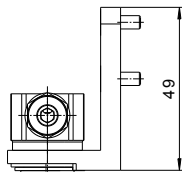
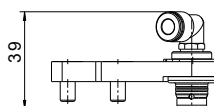
Transfer coupling MPS 260 tool stand

ill.3

T



ill.4



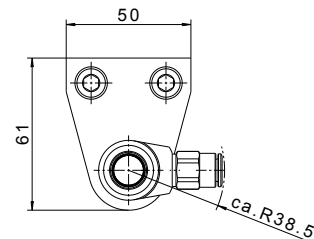
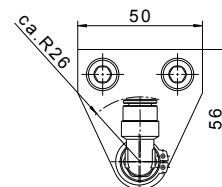
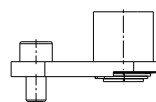
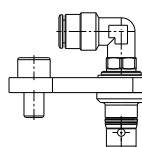
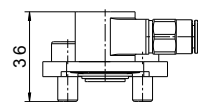
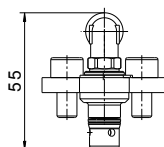
Transfer coupling external tool stand

ill.5

T



ill.6



	Order no.	Accessories	Compressed air connection	ill..
T	K81560451	Transfer coupling for MPS 130	Push-lock hose outer-Ø 6 mm	1
	K81560452	Transfer coupling tool stand for MPS 130		2
T	K81560449	Transfer coupling for MPS 260	Push-lock hose outer-Ø 6 mm	3
	K81560448	Transfer coupling tool stand for MPS 260		4
T	K81564871	Transfer coupling for installation to end user tool	Push-lock hose outer-Ø 8 mm	5
	K81564872	Transfer coupling for installation to external tool stand		6

Customer-specific designs



**Agile project management
for maximum efficiency**

Our 125 year-long commitment to innovation and our extensive expertise in all industrial sectors are reflected in our individual solutions for customers around the world. We liaise closely with our customers to develop custom-made systems that are precisely and flexibly adapted to their requirements.

Over the decades, as a pioneer in the development of robotic tool changing systems, Stäubli has consistently implemented the highest precision and quality standards as well as maximum safety aspects with innovative, sustainable and variable technologies. Reflecting these high standards, the modular tool changers

have an open architecture that makes the customer-specific design of perfectly matched systems possible.

Global cost efficiency and quality standards

Companies and corporations rely on standard global production processes ensuring they maintain their own quality standards. This optimises the costs along the entire production resource supply chain. Stäubli consistently supports this approach by developing its own standards for customers with robotic tool changing systems.

Design expertise from a single source

All components of the robotic tool changer systems are developed and manufactured by Stäubli:

- Only proven and certified technologies are used, based on decades of experience, for the comprehensive portfolio of transfer modules and electrical connectors.
- All design, production and quality inspection activities take place within Stäubli.



Know-how from design to finished product

Worldwide, individual, on-site advice

- Stäubli personnel are available for individual consultations from all their worldwide locations.
- Our technical consultants analyse the production and operating conditions with you at your site.
- Our project planning and design specialists configure the MPS system to your requirements.

Optimum system customisation for maximum productivity

Stäubli implements specific requirements, such as locking units for special payloads or new, process-dependent transfer modules, in optimally adapted and technologically sophisticated systems.

The individual adaptation of the transfer modules is possible with almost all product parameters:

- Faster transfer rates due to larger nominal diameters
- Customized additions to the plug & play product range
- Special media resistance and robustness is achieved through the use of highly resistant and premium quality materials
- Customer-specific wiring of electrical connectors with component testing and logging
- Development of new transfer modules for specific production technologies

Comprehensive payload range

Stäubli caters for a broad spectrum of payloads from 20 to 1530 kilogrammes and enabling a wide range of applications. Please contact us if the payloads listed in this brochure do not meet your needs.



■ Stäubli Units ○ Agents

Global presence of the Stäubli Group

www.staubli.com